

Molar tooth

Important: colour all parts before cutting them out.

Part one

Leave the upper 'section' (tooth) white. Colour the rest red apart from the striped strip.

Part two

Shade the blank parts around the tooth outline in grey, this is the jaw bone.

Colour the two densely dotted blocks to the left and right of the tooth at the top red, these are the gums.

Colour the 'W' strip running down from the gums in brown, this is the tooth socket.

Colour the dotted area pink (the pulp) and the striped area yellow (the dentine).

Left and right pulp rods

Draw arteries (red) along one edge of the pulp rods, which branch into the feathered section.

Draw veins (blue) along the other edge of the pulp rods, again with branches at the end.

Colour the centre of the rods yellow: these are the nerves.

Crown: leave this uncoloured.

Pulp: Colour this pink

Dentine: Colour this yellow

Making the model

1. Cut out part one and put glue on the striped area. Fold it under the coloured part along the dotted line and then stick part one in your book in the centre of the page.
2. Cut out part two and glue it under part one so that part one will exactly fit over the tooth when it is folded over.
3. Cut out the crown and stick it onto part two within the upper dotted lines.
4. Cut out the left pulp rod. Glue the bottom 1 cm and stick it over the left branch of the central pink pulp on part two with its bottom edge touching the bottom dotted line of part two. Do the same with the right pulp rod.
5. Cut out the pulp. Glue the bottom 1 cm of each branch and stick it on part two so that it exactly covers the lower pulp section.
6. Cut out the dentine. Glue the bottom 1 cm of each branch and stick it onto part two so that it fits just below the crown.

Label the following parts with labelling lines or a key:

Crown

Gum

Jaw bone

Dentine

Socket

Pulp

Artery

Vein

Nerve

Finally give your model a title.

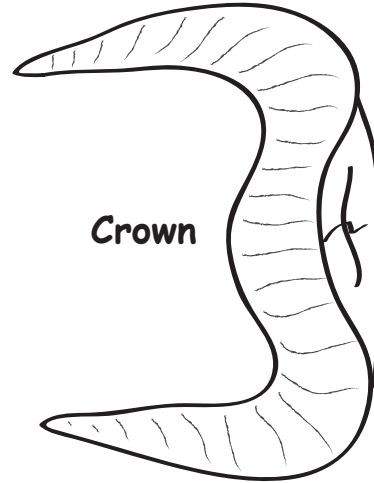
Molar Tooth

Important: colour all parts before cutting them out.

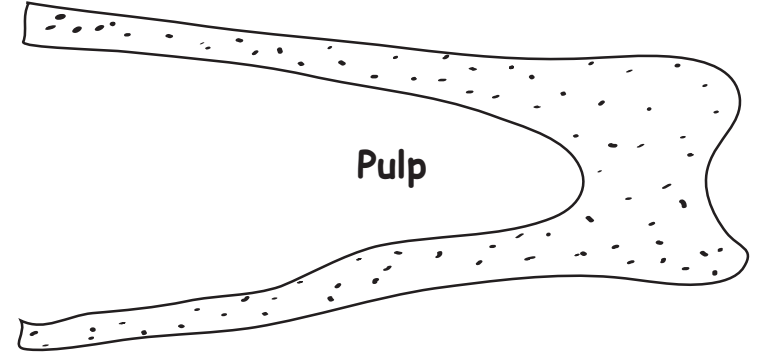
Left pulp rod



Right pulp rod

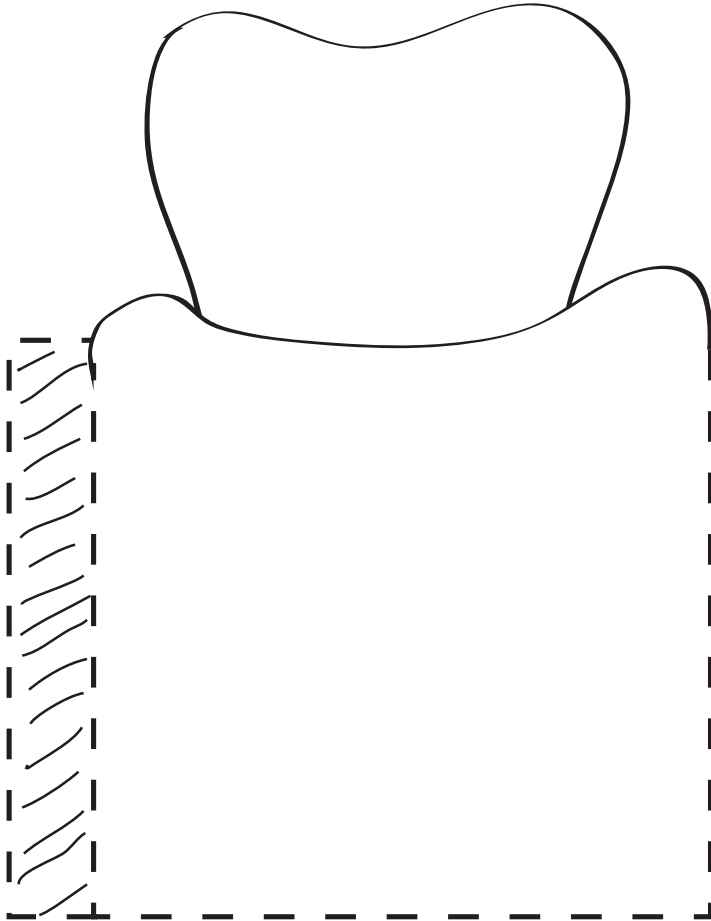


Crown

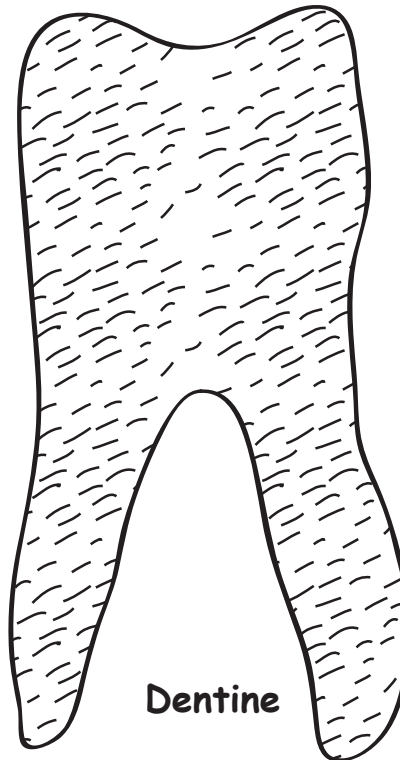
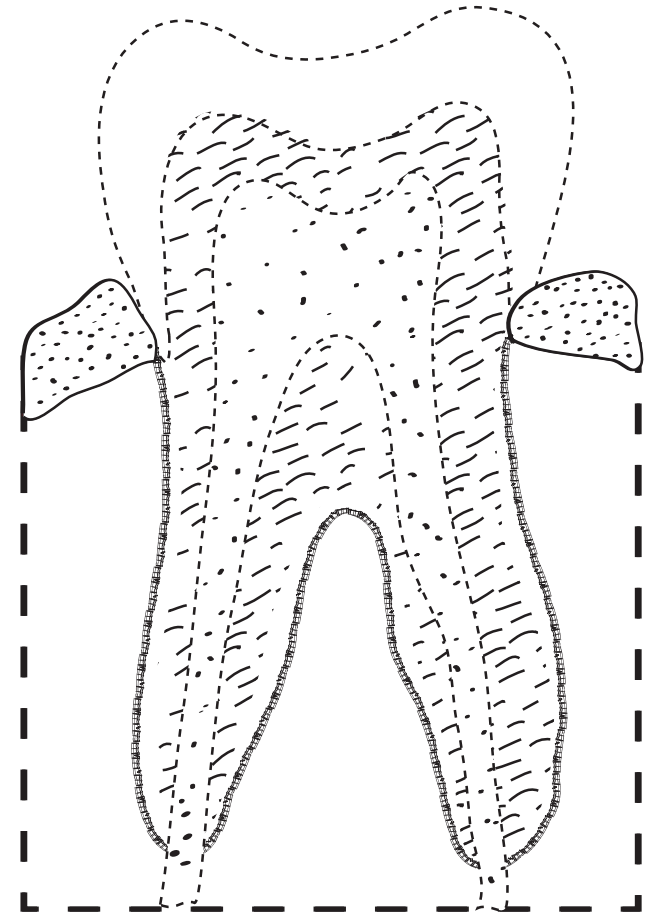


Pulp

Part one



Part two



Dentine

Molar Tooth

