

Home Learning for w/c 21st September 2020




I hope you have a good week and if you are at home completing this work, take care and we look forward to seeing you back in school soon.

You may notice that some of the work is duplicated from last week; this is due to the fact that we did not get through everything and so we will be catching up. If you did get everything done last week then you can always do some extra reading, draw and label a picture or practice your phonic sounds using phonics play. We will send the following weeks spellings for you to practice.

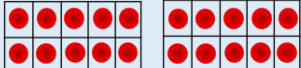



Maths



	Monday	Tuesday	Wednesday	Thursday	Friday
Year 1	Spelling test and handwriting practice before PE. Mental maths activities and practice writing numbers correctly	Give the children a dice to work with. Can the children throw the dice to generate a number? Some will need to be fewer than 12 and the rest can be 2 digits and 3 digits.	Sorting objects ready for counting and counting a random number of objects accurately. See attached sheet	Show a tens and ones grid and ask the children what number is being represented Fill in the missing ones e.g. 1 ten + 3 ones = 13 2 tens + ____ ones = 23 Can the more able children partition numbers in a variety of different ways.	Represent numbers in four different ways. Give your child a number e.g. 12, how many ways can they make 12, this could be using practical items.
Year 2		Can the children say 1 more or 1 less Progress to 5 more and 5 less.	Placing numbers on a number line and a blank number line		Higher numbers therefore the children might need to have bundles of 10

Match the number to the correct representation.

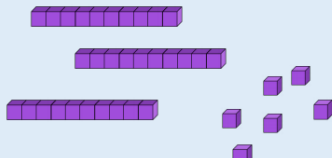
	•	•	14
	•	•	Twenty-one
	•	•	1 ten, 0 ones

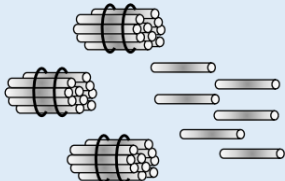
What number is represented?

Tens	Ones
	

★



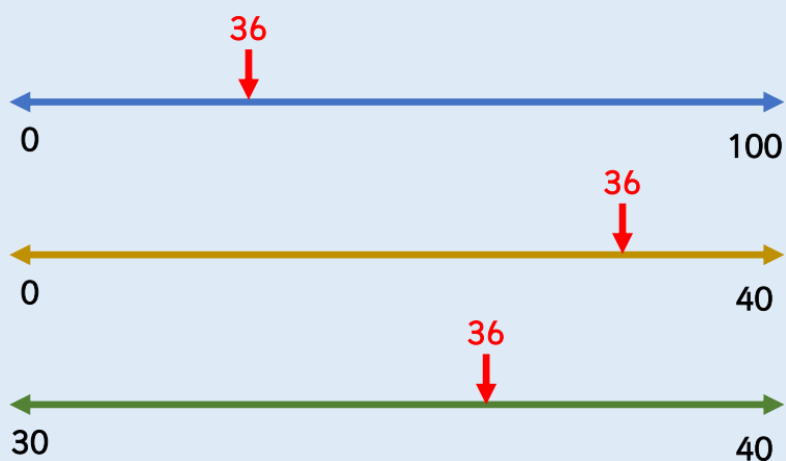


Represent 11 in four different ways.

★
 11

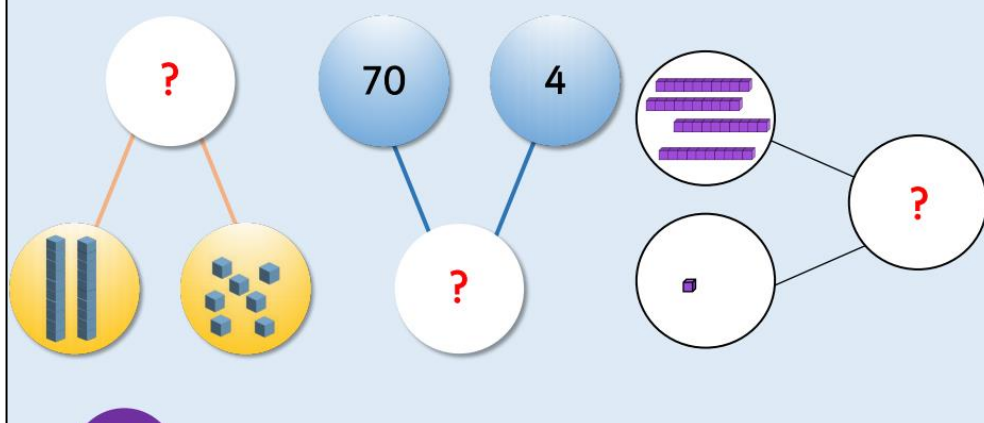
Change the number depending on the confidence of your child

Place 36 on each of the number lines below.





You can make the numbers higher or lower

Complete the part-whole models.



This week we will start reading a new story called 'In the castle' by Anna Milbourne. This is on 'You tube' being read by other teachers.



Monday	Tuesday	Wednesday	Thursday	Friday
<p>Spelling test and guided reading</p> <p>At home you could share a story and ask questions about the character and setting.</p>	<p>Can you use your imagination to think what it would be like to live in a castle?</p> <p>Have 2 columns and think about what would be good and what would you miss?</p> <p>E.g. Great for hide and seek, big, tower</p> <p>Cold, scary, no TV etc</p>	<p>What is a noun – 'A noun is a thing such as a table, chair, car, lego</p> <p>Can you think of lots of nouns from around the room you are in or the garden and then add an adjective such as blue lego, hard chair, fast car etc</p>	<p>Can you describe your favourite room in your house, your car, a lego model</p> <p>You could draw this on a piece of paper and write words around it to describe what it is or what it look like.</p>	<p>The boy in the story wants to be a knight. What qualities do you think you would need to be a knight</p> <p>Can you draw a knight and write words or a full sentence, paragraph to describe what you need to be like to be a knight.</p> <p>E.g Brave, able to ride a horse, joust etc</p> 

Phonics

Phonics Play is still free if you log in with the username of march20 and password of home you can access lots of resources. A great one is the speed test where you can practice different sounds to then blend for reading.

Science

Can you go on a walk and look around you to see things made from different materials. You could write or draw these. Can you see something made from glass, stone, plastic, metal, cotton or wood? the item is and of the item.



Can you write what then draw a picture

Theme

This week we are starting our work on castles (As we ran out of time last week!)

You could always make a castle from Lego, using Minecraft or junk modelling.

Can you write on large pieces of paper everything you already know about castles and have you ever visited one. Can they remember where it was and what it was like?

Who do we think came up with the idea of building a castle and why?

Talk to the children about William the Conqueror – who was he?

Tell the story of what happened prior to the Battle of Hastings in 1066 and then after the battle. Explain that WTC then started to build castles, why do we think he did this?

Can you draw a castle that you have visited and tell me what you remember about the castle?



PE

Can you create an obstacle course to complete or set up 5 bases with different activities such as star jumps, sit ups, skipping, hoops to jump through or use as a target? Or why not enjoy going some long walks and looking for signs of autumn.



for

Art

Can you paint a pebble / stone as a colour monster?

RE / PHSCE

Building on the work from last week and thinking about what your identity is, I want us as a class to think about what makes us all special and unique. We are all different and special and I would like us to create our own poem about ourselves. We can use the template below or create an acrostic poem with your name and think about special features.

You could then draw a self-portrait of yourself.

I Am Special Poem

I am special,

I have _____ hair.

I am special,

I have _____ eyes.

I am special,

I love my _____

I am special,

I like _____

