

## Home Learning for w/c 28th September 2020

I hope you have a good week and if you are at home completing this work, take care and we look forward to seeing you back in school soon.

### Maths

	Monday	Tuesday	Wednesday	Thursday	Friday
Year 1	Spelling test and handwriting practice before PE. Mental maths activities and practice writing numbers correctly	Represent numbers in four different ways. Give your child a number e.g. 12, how many way can they make 12, this could be using practical items.  Placing numbers on a number line and a blank number line	Show a tense and ones grid and ask the children what number is being represented  Fill in the missing ones e.g. 1 ten + 3 ones = 13 2 tens + ____ ones = 23 Can the more able children partition numbers in a variety of different ways.	Use items to help those children to count in 2's – can they lay them out and then count the numbers, What do we know about counting in 2's – all even numbers When counting in 5's all numbers end 0 or 5 When counting in 10's – cuppa tea numbers 20, 30, 40 etc  Practice this verbally	Order a range of numbers.  Which is the greatest and which is the smallest  The children can do this with items, lay out some lego bricks in different stacks – can they order the lego bricks from smallest to greatest.
Year 2				Additionally count in 3's	

Circle the odd one out in each number pattern.

2, 4, 6, 8, 10, 11, 12, 14, 16

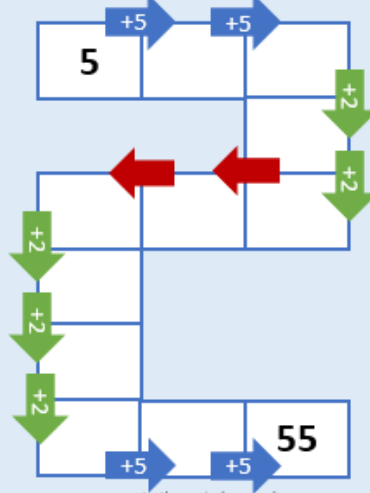
0, 5, 10, 20, 30, 40, 50

40, 35, 30, 25, 20, 15, 5

Using these numbers, travel from 5 to 55 by using the arrows.

10, 29, 43, 15, 17, 45, 39, 19, 41, 50

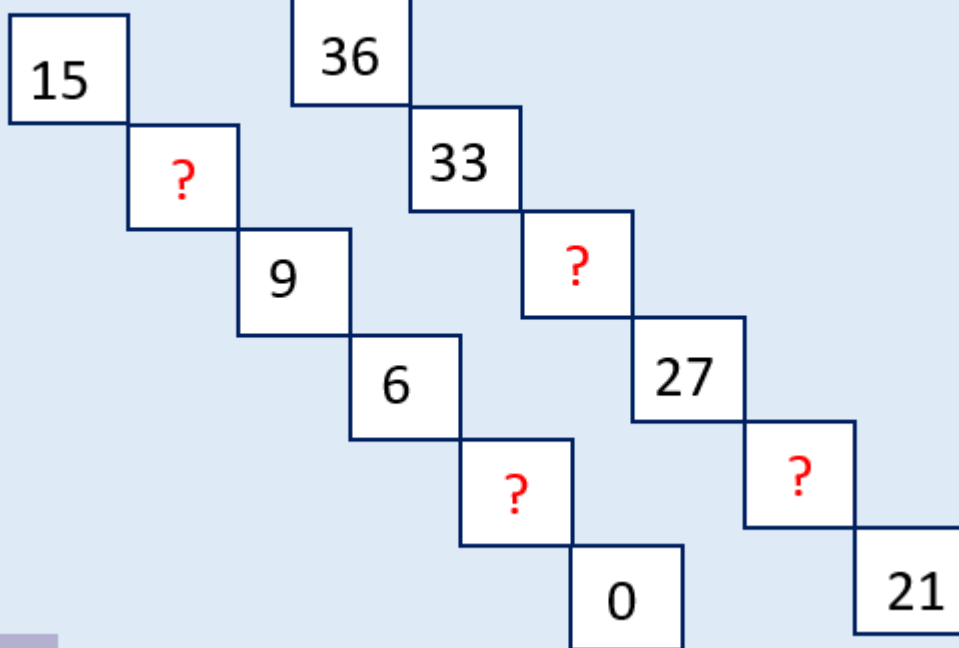
What do the red arrows show?



Value:

masterthecurriculum.co.uk

Complete the number sequences.



Place Value

174

Zach has nine football cards.  
He collects three more every day.



Complete the number track to show how many he will have in six days.






### Phonics


Phonics Play is still free if you log in with the username of march20 and password of home you can access lots of resources. A great one is the speed test where you can practice different sounds to then blend for reading.

As a class we have also enjoyed playing picnic on Pluto or Buried treasure; where you blend words.



## English








Monday	Tuesday	Wednesday	Thursday	Friday
<p>Spelling test and guided reading</p> <p>At home you could share a story and ask questions about the character and setting.</p>	<p>Nouns and adjectives, what are they – can you spot some of these around the home and make a list in two columns. Can you then write some simple fully punctuated sentences to describe a noun? You could then extend this further by using a conjunction and an adverb,</p> <p>Where you use an adjective to describe a noun this is called a noun phrase.</p>	<p>Find a picture that interests your child it could be a farm, dinosaur park, and beach and ask your child to describe what they can see. Focus on letter formation as well as sounding out words for spelling and remembering full stops and capital letters.</p>	<p>The boy in the story above is desperate to be a knight, what qualities do you think you need to be a knight?</p> <p>Can you create a job advert poster as the King of the Castle what might the poster say?</p> <p>Knights wanted!</p> <ul style="list-style-type: none"> <li>• Brave</li> <li>• Able to ride</li> <li>• Can sword fight</li> </ul>	<p>What is a question? What words do questions start with?</p> <p>If you were to meet the King and Queen of the castle what questions might you ask? Can the children think of questions and use a question mark - these can be used for role play. You could make a crown and pretend to be the King or Queen.</p> 

## Science

This week we are thinking about absorbency and what this means. Why not give your child a range of different kitchen papers, clothes and materials and see if they can devise an experiment to see which is the most absorbent and for purpose. How could they record their findings?

**Absorbent Materials Investigation**

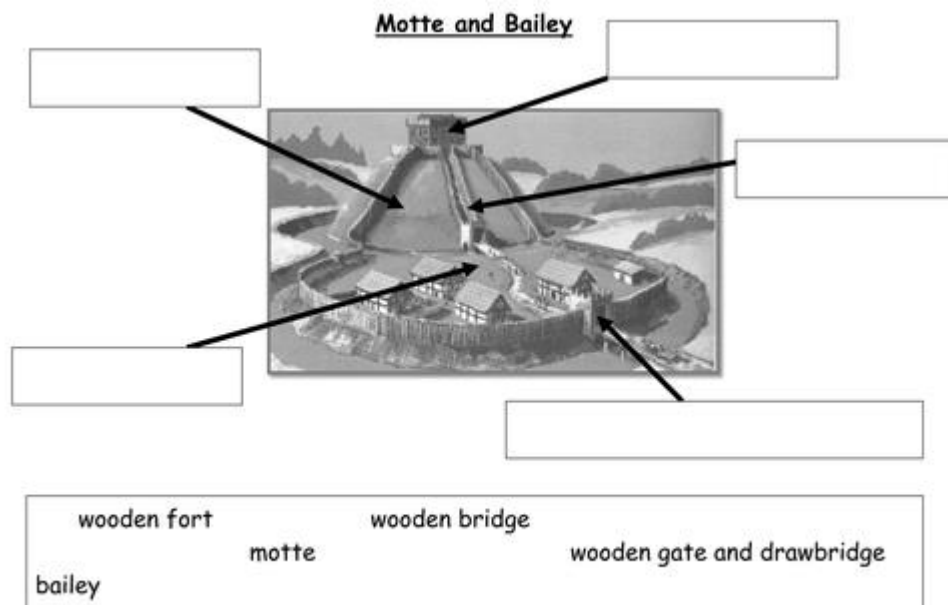
Investigate these materials using a pipette and some water.  
Are they absorbent or non-absorbent?

Material	Is it absorbent? Yes/No
 cotton wool	
 fabric	
 newspaper	
 sponge	
	



## Theme

Look at some Ariel pictures of a castle and look for some common features, can we see a moat, drawbridge, tower, portcullis and arrow slits. Look at the most common type of castle built by the Normans which is a Motte and Bailey castle.



## PE

Can you try cosmic yoga and choose a subject that interests you. You could also try having a go at Andy's Wild Workout.

## Art

Can you draw a castle? Have a look at a range of different castles to see what features they have. Alternatively, you could see what empty boxes you have and junk model a castle.



## RE / PHSCE

The work this week is all about celebrating difference and thinking about what makes you different to one of your friends.

Can you create a venn diagram to show what similarities you have and what differences you have? Are there any things that are the same e.g. eye colour, hair colour, bike riding...

