

## Home Learning for w/c 19th October 2020

This week we will be learning more about castles as well as different materials in science. The focus in genius hour will be on light bulbs!



Spellings will be emailed to you for the following week and you can practice these as well as writing the words in a sentence. Make sure that your sentence is punctuated correctly and as an extension can you make the sentence exciting by adding in an adjective.

I hope you have a good week of learning and if you are at home completing this work, take care and we look forward to seeing you back in school soon.

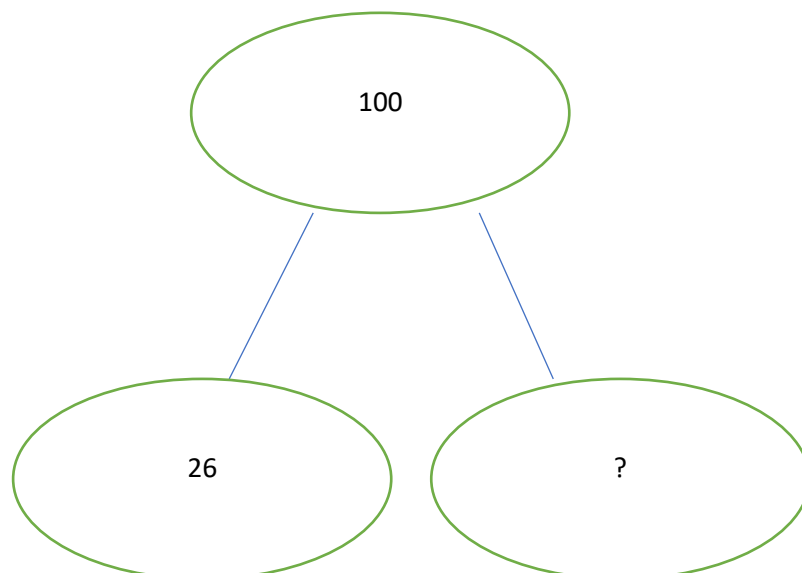
### Maths

Can you practice counting in 2's, 5's and 10's, maybe look at some of the counting songs on 'You tube' or time someone to complete a task by counting.

I have noticed that as a class we need to practice our number formation, it would be a great opportunity to do this. You could use a paint brush and water or even chalk so you can do this outside.


This week we are completing more work on number bonds. You could use a dice to generate numbers or on pieces of paper have 0-20. You can turn one over and see how fast you can work out what goes with this number to make 20. Alternatively use the dice to generate a 2 digit number, if your answer is always 100, what would go with this number.

Can you use the part, part, whole model to help?



Addition – To work on addition you could use practical objects to help you count, start with low numbers and build up.

You can use dominoes and turn them over and use this as your sum, can you write this as a number sentence?



$$\underline{5 + 5 =}$$

Why not practice adding a 1 digit number to a 2 digit number e.g.  $36 + 8 =$   
You can work this out by counting on. Always use your number bond facts.

$$36 + 5 + 4 =$$

$$36 + 4 = 40$$

$$40 + 5 = 45$$

Annie has 12 marbles.

Ron has 13 marbles more than Annie.

How many marbles do they have altogether?



What digits could go in the boxes?

Math

$$\square 2 + \square 5 = 87$$

8 2 3 5 7 6 4 1 9

Find all the possible pairs of numbers that can complete the addition.

$$\begin{array}{r} \begin{array}{|c|} \hline 1 \\ \hline \end{array} \begin{array}{|c|} \hline \\ \hline \end{array} \\ \begin{array}{|c|} \hline 2 \\ \hline \end{array} \begin{array}{|c|} \hline \\ \hline \end{array} \\ \hline \begin{array}{|c|} \hline 4 \\ \hline \end{array} \begin{array}{|c|} \hline 2 \\ \hline \end{array} \\ 1 \end{array}$$

How do you know you have found all the pairs?

What is the same about all the pairs of numbers?

## Phonics


There are still some free games on phonics play and these are a brilliant way of helping you recognise some of the phonic sounds as well as practicing; sounding out the fake / real words and blending the sounds together. We have been focussing on either phase 3 or phase 5 in phonics.



## Reading

Please practice your reading at home and take the time to share stories. Can you ask questions about the characters, setting and predict what you think might happen at the end. Are you able to think of other similar stories and talk about what was similar or different?

## English



Monday	Tuesday	Wednesday	Thursday	Friday
<p>Can you choose your favourite story and write a book review. Tell me why it is your favourite story, who is your favourite character and why. Finally can you tell me what the book is about</p> <p>Alternatively – draw the front cover of your favourite book and tell me why you like the book.</p> 	<p>Read the story of 'The Paper bag Princess' This can be accessed via You Tube. Talk about the characters and then read a more traditional story with a princess character.</p> <p>How do the characters differ from each other? Can the children split their page in 2 and think of similarities and differences between the two characters? This can be done verbally through discussion or by writing words or full sentences.</p>	<p>Read the story again and then using the pictures also attached can you place these in sequence to re-tell the story.</p> <p>You could either do this by placing the picture in order and verbally re-tell the story.</p> <p>Place the pictures in order and write key words linked to each picture.</p> <p>Use the pictures and re-tell the story underneath.</p>	<p>Think about the dragon today what was the dragon like? See if you can write as many descriptive words as possible to describe the dragon.</p> <p>Today we will create our own paper bag dragon instead of a Paper bag Princess. Using either brown paper or cardboard (cereal box) can you draw your own dragon and cut the dragon out. What colour is he, does he have scales, claws, a long tail or short?</p>	<p>Practice your spellings for the following week and write these in a sentence.</p> <p>Stick their dragon on a piece of paper and then write some full sentences focussing on capital letters and full stops to describe their dragon.</p>

You could then always follow a 'Draw with Rob' and see if you can draw your own dragon.

### Science

Today in science we are looking at seasonal changes. Can you start by writing down everything you know about autumn? If possible can you go on an autumn walk or go into your garden and look for signs of autumn.

What have you seen? Can you draw them  
are going to be starting a weather diary to  
There will be a daily rota and this person will  
what the weather is doing in both the am and  
picture. We will also have a rain gauge so we can see how much rain has fallen and take the  
temperature outside. If you are at home for the week, can you do this over the week and keep a  
weather diary. Why not collect some leaves and create your own hedgehog picture?



and say what they are? We  
observe weather over time.  
be responsible for checking  
pm and drawing a little



### Theme

This week is our final week looking at castles and today in the classroom we will be making our own junk modelling castles which we will then paint. I would like you to think about all of the features that we have learnt about and try to show some of these on your model. What boxes do you have at home or tubes that you can use? I can't wait to see what you create.





## RE

We have been looking at the Christian celebration of harvest and how we give thanks for the food that is produced on the land. This week we are focussing on 'Sukkot' this is the name for the harvest festival celebrated by the Jewish faith.

Can you research some facts about Sukkot and find out what a 'sukkah' is? As part of their celebrations they use something called 'Four kinds' what is this? Can you draw and label it?



## PE

Can you try cosmic yoga and choose a subject that interests you. You could also try having a go at Andy's Wild Workout or some meditation to help you feel relaxed. If you go out for a walk can you practice counting while you are out... how many birds, cars, houses in your village etc? Or see how many star jumps you can do or skips and then add these amounts together. The focus in PE has been on throwing and catching, if you have a tennis ball you could continue to do this using both your left and right hand. Can you throw the ball against a wall and catch this?

## PHSCE

Last week we listened to a song by Jack Hartman called 'See It, Say It, Sign it'. We were using it to help us with the letters of the alphabet and difference ways to pronounce a letter. I wonder if you can use this to learn how to sign your name?

Thinking about the work we did on the colour monster and all the emotions we might feel; you could have a family check in – what colour are you feeling and why?

