

## Class 2

### Home learning week commencing 7<sup>th</sup> December 2020

It is going to be a busy week as we continue to practice our three Christmas songs: remember if you are at home you can do this too! There are the usual maths and English lesson ideas as well as some Christmas crafts and other activities.

Take care of yourself and your family and I look forward to seeing you back in school soon.  
Mrs Jordan

## **Maths**

**As part of your daily maths lessons please remember to practice counting in 2's, 5's and 10's as well as number bond quick instant recall.**

### Monday

Today I would like you to take the opportunity to test your mental maths skills using 'Sumdog', you should have your log on and password and I would like you to see if you can match or improve any of your existing scores.

### Tuesday

Today the year 2 children will be completing their addition and subtraction quiz and this will be available on the website.

Those children not completing this today will be working on maths games outside.  
Draw a target and then throw a bean bag on to 2 numbers and add them together.

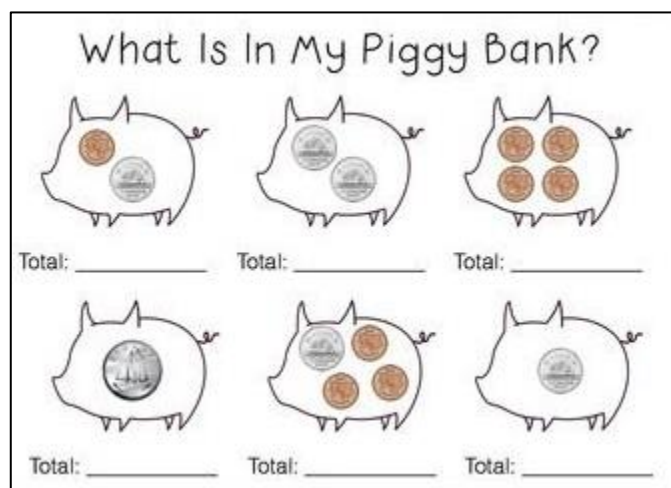
### Wednesday

Both groups today will be working out how much money there is in a piggy bank. Can you give the children set amounts and then ask them to tell you how much is there? As an extension can you get the children to think of other coins they can use to make the same amount?

The amounts can vary depending on how confident your child is and this may also include notes.

### Thursday

This time try giving amounts and ask the children to draw the coins / notes or write what coins they would need to make the value.



## Friday

Try some of the reasoning questions below.

Use the money to fill the purses.

You can only use each coin or note once.

Cross them out once you have used them.



Circle the odd one out.

23 p = 20 p, 2 p, 1 p

25 p = 20 p, 5 p

28 p = 20 p, 8 p

Explain your answer.

Mo has the following coins.




He thinks he has 51 p.

Explain his mistake.

Circle 56 p.



Which does **not** show 50 p?



Draw money on the purses to match the amounts.



£21 and 32 p



£13 and 40 p

Dora says:



All coins are round.

Do you agree with Dora?

Justify your answer.

Which is the odd one out?

20 p

8 p

2 p

10 p

Why?

## Phonics

It has been wonderful to hear that so many of you have been practicing your phonics using Phonics Play. I have left the login details below as a reminder.

Username: SlingsbySchool

Password: School123

In preparation for the phonics screening check (for year 2 children) I would encourage your children to play 'Picnic on Pluto'. This game focusses on sounding out and then blending the words to show whether the words are real or fake.



## Reading

Please continue to read with your child at home as frequently as possible. If your child has read their school reading book, then please choose any that you feel are of a similar level to their home reading book. To help your child with their comprehension skills, can you ask some of the suggested questions below:

### **Before your child reads a book, ask:**

- Why did you select this book?
- What makes you think this book is going to be interesting?
- What do you think the book is going to be about?
- Does this book remind you of anything else you've already read or seen?
- What kind of characters do you think will be in the book?
- What do you think is going to happen?

### **While your child is reading a book, try asking:**

- What's happened so far?
- What do you think will happen next?
- If you were that character, what would you have done differently in that situation?
- If the book was a TV show, which actors would you cast in it?
- Where is the book set?
- If the main character in that story lived next door, would you be friends?

- What does the place look like in your head as you read? Would you want to visit there?
- Did you learn any new words or facts so far?

**After your child has finished a book, ask questions like:**

- What was your favourite part of the book? Why?
- Who was your favourite character? Why?
- What was the most interesting thing you learned from the book?
- Why do you think the author wrote this book?
- Would you have ended the book differently? Did it end the way you thought it would?
- Did the problem of the book's plot get solved?
- If you could change one thing in the book, what would it be?

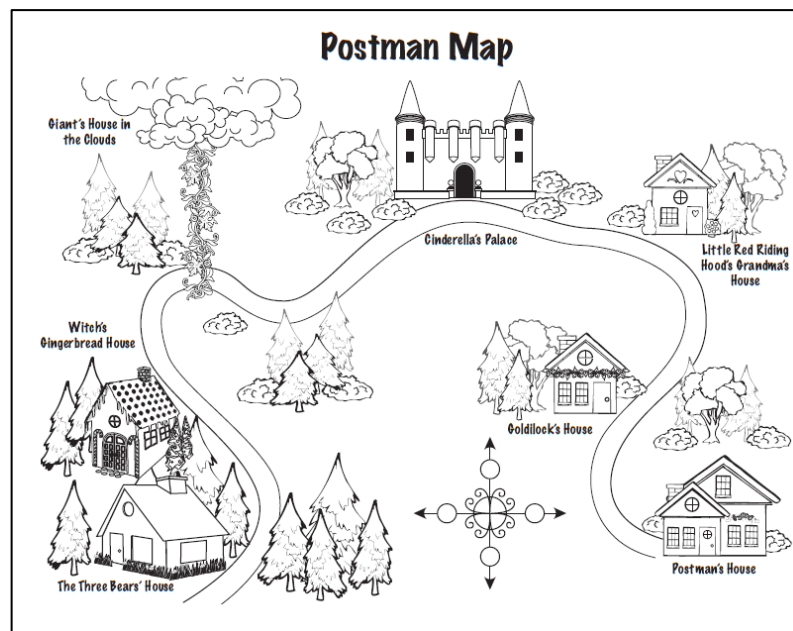
## **English – Christmas stories**

### **Monday**

I would like you to have a go at completing a reading comprehension today and take your time answering the questions and give full and detailed answers. (You can do this either verbally or by writing the answers down)

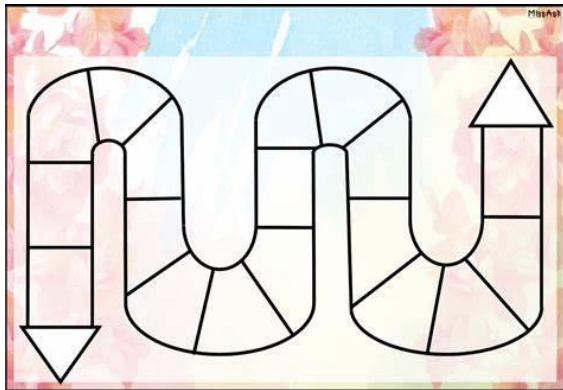
### **Tuesday**

Read the story of the Jolly Christmas Postman – Can you create a story map to show the route that the postman took?



### **Wednesday**

Can you create your own board game just like 'Mr Wolf?'



You could make it more difficult by saying miss a turn, go back a space.

### **Thursday**

Today we will be writing a letter to Father Christmas for the postman to deliver. Remember to use all of those letter writing skills we have been developing. Think about how you might start your letter Dear ..... What might you say first?


### **Friday**

Today will be a spelling, punctuation and grammar lesson with a Christmas theme. Today we will learn all about adverbs and verbs. See the activity sheet under Friday.

## **RE / PSHE – Monday afternoon**

Can you read or listen to the nativity story? There are so many different versions it doesn't matter which one you go for they all cover the main facts!

Below is an example of a Nativity story board, see how much you can remember to go under each picture. This sheet is loaded up on Monday's work.



## **Activity**

### **Science – Tuesday afternoon**

This afternoon in school we are going to enjoy doing some sewing. I wonder if this is something you would be able to do if you are at home? You could sew a Christmas tree or a Christmas bauble using either felt or odd pieces of material.

Alternatively, you could have a go at some Christmas baking or make some Father Christmas fruit faces.






### **Theme - Wednesday afternoon**

Our inspirational people today are the Suffragettes. BBC Newsround help to explain on the link below or take a look at the powerpoint saved under Wednesday's work.

[Who were the suffragettes? - CBBC Newsround](#)

### **Activity**




Can you create your own poster to show that you think people should be treated fairly and equally? There are lots of examples on the internet – here are just two ideas.

[2:41 The Suffragette Song - Horrible Histories \(FULL VIDEO\) 141K viewsAug 5, 2018 YouTubeSG Miner21 \(bing.com\)](#)

### **Art - Thursday afternoon**

Can you make a 3D Christmas snowflake?  
Follow the steps below



There are lots of great tutorials on the website to help. Alternatively, can you make some paper chains either for your own house or the class room? You could cut strips from wrapping paper or draw your own.

## **PE**

Even though the weather is turning cooler and wet it is still so important to get plenty of fresh air and get outside. Can you organise a boot camp for you and your family. Have 5 bases and think of an activity or exercise for each activity. Spend two minutes on the activity. It might be step ups, star jumps, skipping, sit ups etc. The important thing is to get your heart rate up. Remember to warm your body up by stretching before you start and then cooling down.

Alternatively, you could enjoy some meditation and complete a cosmic yoga activity. This will help you to focus on your breathing as well as some stretches to help keep you fit.

