

Class 2

Home learning week commencing 11th January 2021

Hi Class 2

Another busy week of learning laid out below and more videos on-line to help you and provide some explanations of the work. I look forward to seeing what you can achieve.

It is wonderful to hear that many of you are enjoying doing lots of reading and getting out in the fresh air for walks; keep this up!

Take care of yourselves and stay safe.

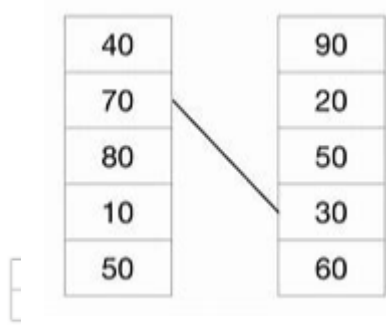
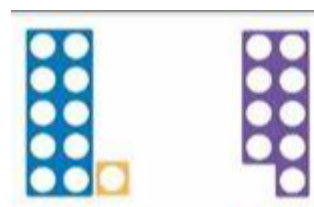
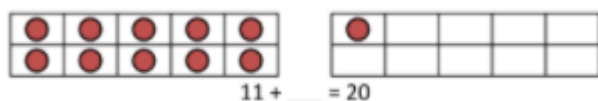
Mrs Jordan

Maths

Don't forget to log on to Sum dog to practice your mental maths skills and why not have a go at the number bond game to either 20 or 100 in multiples of ten. If you feel even more confident you could draw out your own board game using a ruler and make it as challenging as you want. (Please see maths video for Monday)

Monday

We are starting the week by focussing on our mental maths and bonds to 20 and 100; either in multiples of 10 or from any number. There are some examples below or please see the sheets under Monday's work. Alternatively, you can write some down to complete; remember you can always use practical equipment to help.




Tuesday

Today we are looking at using an array for multiplication. There is a video to help you with this as well as an explanation on the website under today's work.

Arrays are used as another way to calculate multiplication statements. The children will count the number of rows and the number of columns to form the multiplication statement.

Example:



This would be written as 2×4 or 4×2 .

Wednesday

A double is two groups of a number or an amount.
We can show and explain doubling by using pictures.

Example:



Double 1 is 2.



Double 2 is 4.

Below is some work on doubles where I would like you to find the doubles and tell me using the sentence 'Double ___ is ___'.
You could also write it as $__ + __ = __$ or use blocks to create doubles.
There is an extension task if you would like to complete it.


Please see the work on the website for Wednesday and the extension for more challenge.

Thursday

Counting in 5's is the objective today. Just like the work from last week and earlier in the week; today it is all about equal groups of 5.


Remember when counting in 5's they always end in either 0 or 5. Please see the work under Thursday.

How many fish are there?



There are ___ fish in each tank.
There are ___ tanks.
There are ___ fish altogether.

How many grapes are there?




There are ___ grapes in each bunch.
There are ___ bunches.
There are ___ grapes altogether.

Continue counting in 5s on the grid.

1	2	3	4	5	6	7	8	9	10
11	12	13	14	15	16	17	18	19	20
21	22	23	24	25	26	27	28	29	30
31	32	33	34	35	36	37	38	39	40
41	42	43	44	45	46	47	48	49	50


Complete the number lines by counting in 5s.



10 35


Friday

How many birds are there altogether?



There are ___ birds in each tree.
There are ___ trees.
There are ___ birds altogether.

How many flowers are there altogether?



There are ___ flowers in each bunch.
There are ___ bunches.
There are ___ flowers altogether.

Teddy and Whitney are both counting from zero to twenty.

- Teddy is counting in 2s.
- Whitney is counting in 5s.

Will they say any of the same numbers?
What do you notice about your answer?

We will be counting in 10's today and recognising groups of 10

Phonics

It has been wonderful to hear that so many of you have been practicing your phonics using Phonics Play. I have left the login details below as a reminder.

Username: SlingsbySchool

Password: School123

Phase 5 usually with Mrs Jordan your focus is the alternative grapheme of i, please see the link below

<https://youtu.be/yOZO8nfdzGE>

Phase 3 with Mrs Swallow your focus this week is CVCC words such as tent, damp, please see the link below.

<https://youtu.be/xG-xKG7I83E>

Reading

Please try and listen to your child read every day as this will help them to make progress in so many areas of the curriculum. Remember to ask some key questions linked to the story to ensure they are understanding what they are reading.

On the website there are some reading comprehensions for you to have a go at. Please do not feel that you need to print these out as you can share the reading online and ask the questions verbally.

I have chosen a comprehension all about New Year.

English



Monday

To start the week can you complete one of the reading comprehensions as well as the SPAG mat that has been loaded onto the website for your year group.

I have also added on a selection of pictures and a writing prompt. Can you write a fully punctuated sentence for each picture, are you able to use a conjunction and a noun phrase? See work for Monday.

Tuesday

Today we are starting a new story for our English called Katie in London by James Mayhew.




Please watch the video link of the story being read. After you have listened to the story I would like you to have a go at writing the blurb for the book. What would you write to encourage other children to read this story? Remember the blurb gives key pieces of information about the story; without giving away what happens. Why not have a look at other examples of blurbs from books you have at home.

Wednesday

Focussing on the story from yesterday called Katie in London, the lesson today is all about being able to spot missed punctuation. In the classroom; I am always asking you to make sure that sentences start with a capital letter and end with a full stop as well as making sure that proper nouns (people, places) have a capital letter. I wonder if you can spot when these have been missed by someone else. Year 2 children you may also need to add in a comma to separate a list as well as speech marks. See the work on the Website for today.

Thursday

Can you create your own tourist poster for London today? Think about what attractions you might encourage people to visit. Can you use some adjectives to describe them and make it sound as though it is the most exciting place to visit?

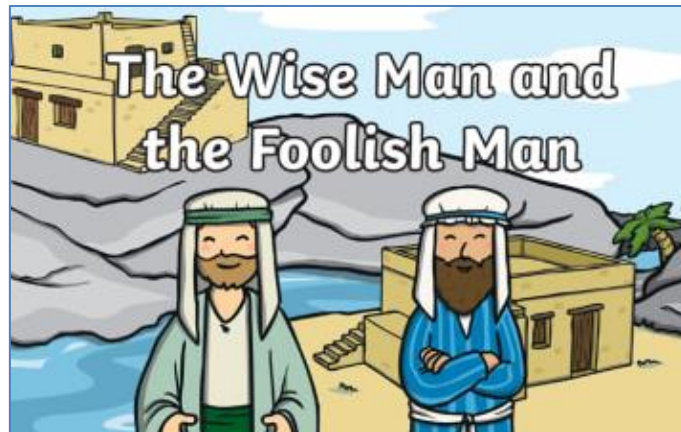


Friday

From reading our book this week and from the work we have been doing in theme we thought it would be rather nice to write to the Queen. There is a template on the internet that you can use for this as well as further guidance for letter writing. We have done this a few times in class already. Can you tell the Queen what you have learnt so far about London, why not tell her about where you live and how different it is? We are then going to send these letters and see if we get a response.

RE – Monday afternoon

The focus for this week is the parable of the 'Wise man and the foolish man'. Please watch the video of Mrs Jordan reading this and setting out the work linked to this parable.



There is a good animation of this story on the link below:

https://youtu.be/CXWHLB1f6_U


Can you create your own super hero whose super power is being wise? What would they be wearing? Around your wise super hero are you able to write all the characteristics of a wise person? Have a look on the link under Monday for Class 2's super hero – 'Captain Wise.'

Tuesday afternoon – Science – Human Body

Following on from last week are you able to see how many different parts of the human body you can remember. Can you play a game of 'Simon Said'? Put your hands on your elbow, Simon says put your hands on your shoulder, put your hands where your kidneys are etc.

For today's lesson you are going to need a tape measure if you have one or a piece of string and a ruler. We are thinking about how we are different from our friends and measuring our hand span, length of arm, leg and circumference of your head.

On the website there is further explanation as well as a picture of a human body. Rather than printing out the picture of the body you could draw around your own! You could measure your grown ups and compare their measurements to yours.



Wednesday afternoon – Theme

A landmark is an object or feature of a landscape or town that is easily seen and recognized from a distance, especially one that enables someone to establish their location.

This week we are focussing on London Landmarks have a look at the landmarks sheet under Wednesday and see how many landmarks you can identify. Maybe you recognise some from our story about 'Katie in London'. Why not see if you can look the landmarks up on the internet and find out what they are.


Are there any landmarks in the village that you live in?

Can you draw, build from junk modelling, create on Minecraft or make from Lego your own London Landmark?



Art – Thursday afternoon

Over the next few weeks we will be learning about a range of famous artists. This week Mrs Scott is going to be introducing your art lesson for today and you will be learning all about the optical artist called Bridget Riley. Please have a look at the video on Fridays learning for this week to help you get started. Alternatively, there is a power-point to introduce the artist.



PE

There are so many different activities on-line that you can have a go at as well as getting out into the fresh air.

Remember Joe Wicks is still doing videos for the children to follow as well as Cosmic Yoga or 'Jump start Jonny' if you want something more lively to get you moving. In the class last week we practiced some videos from 'Just Dance' which were lots of fun.