

Class 2

Home learning week commencing 18th January 2021

Hi Class 2

It has been wonderful to speak with many of you last week and to be able to see so many fantastic examples of the work you have been doing at home. I really could not be prouder of what you are achieving – keep it up. Mrs Swallow, Mrs Scott and Miss Ashton have all enjoyed seeing your work as well over the week and I hope you have enjoyed seeing their videos.

This week there are lots of pieces of work to keep you busy for all subjects and we will also be sending through your new spellings for the week ahead.

Take care everyone and stay safe.

Mrs Jordan

Maths

Remember to practice your mental maths using sum dog as well as practicing your number bonds and counting in 2's, 5's and 10's.


Monday

L.O: I am getting better at making equal groups by sharing.

Today we will be looking at sharing groups equally. This is a form of division.

We will be looking at objects that can be shared equally and objects that cannot be shared equally into equal groups.

For example, I have 8 apples and 2 plates. I want to share the 8 apples equally between the 2 plates. To do this I could move an apple to a plate at a time and cross an apple off the list so I know I have the correct number of apples.



8 apples shared equally between 2 is 4.

8 shared between 2 = _____

There are a range of questions under Monday's work for you to get busy with.

Tuesday

Today the maths is all about sharing and making equal groups and writing this is a division sentence. The challenge is can you also write them as a multiplication sentence? Have a look at the work under Tuesdays maths lesson.

Wednesday

L.O: I am getting better at making equal groups by grouping.

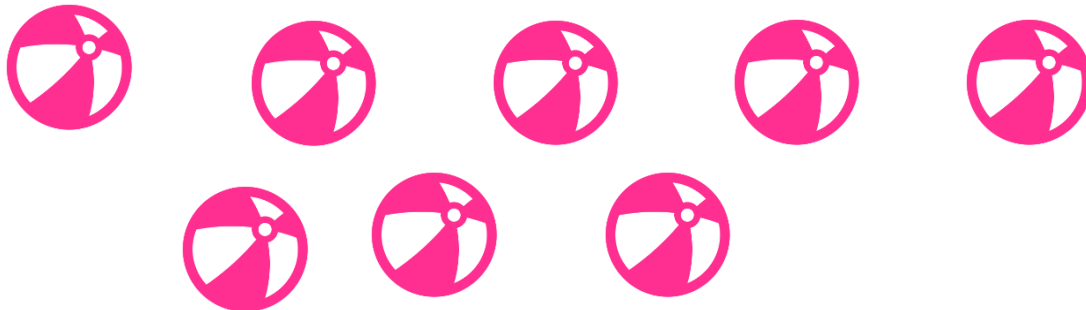
Today in maths we will be making equal groups from a given number. This is following on from the division we did on Monday and Tuesday.

We are going to look at how we can tell if the groups are equal and how you can represent the equal groups.

I would like you to think about how you would sort the objects into equal groups and how you would know if they are equal. I would also like you to think about whether the groups need to be arranged in the same way for them to be equal or whether they can be arranged in other ways and still be equal.

For Example

How many equal groups of 2 can you make with the balls?



Thursday

L.O: I am getting better at making equal groups by grouping.

Today we will be continuing with making equal groups by grouping.

We will be focusing on dividing by making equal groups.


The link between division, multiplication and repeated addition will be noticeable in this stage.

Example:

Pencils come in packs of 20.

We need to put 5 in each pot.

How many pots will we need?

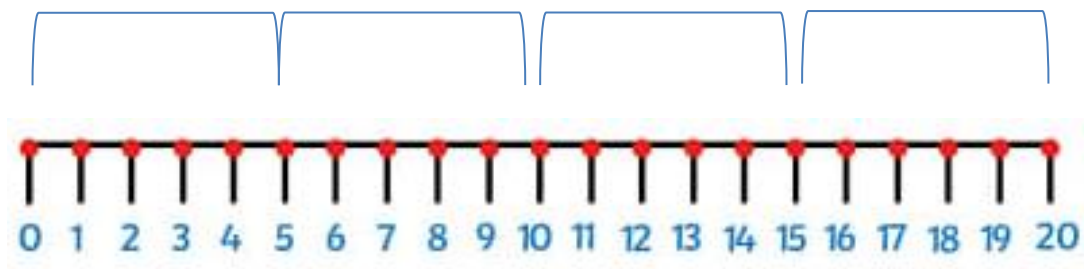


There are 20 pencils altogether.

There are 5 pencils in each pot.

There are 4 pots.

$$20 \div 5 = 4$$



Friday

Please see Fridays date for maths work for today.

Phonics

It has been wonderful to hear that so many of you have been practicing your phonics using Phonics Play. I have left the login details below as a reminder.

Username: SlingsbySchool

Password: School123

Those who usually work with Mrs Swallow you are now on Phase 4 and your focus is still CVVC words. Please see the website for different activities.

Those who usually work with Mrs Jordan are focussing on the alternative 'ow', 'ie', 'ea' and 'er' sounds as well as tricky words. Have a look at the activities on line and remember to use phonics play to help you as well.

Reading

I have seen lots of pictures of you all reading and some of the books you have been enjoying; this is fantastic to see. Keep up the reading this week and have a go at telling a grown up what is happening in the story and why you are enjoying the story.

There is a reading comprehension for you to have a go at again this week and these are short reading challenges.

English

SPAG – Spelling, punctuation and grammar

Monday



Have a look at the picture above, can you answer the following questions. Remember to write in full sentences.

- Who do you think lives in this house?
- What do they look like?
- Why do they like living underground?
- What do you think the house is like inside?
- Do you think there are other houses like this?
- Can you draw who lives in this house?

Tuesday

Following on from our work last week I wonder if you can use the story board under Tuesdays work to write a story board for Katie in London. In your story board I am looking to see capital letters and full stops in the correct places for both year 1 and 2 as well as conjunctions to extend your sentences. Year 2, your challenge is to add an exclamation mark in your writing and a further challenge would be to include speech.

Wednesday

Today I would like you to think about where you would go if you could fly on a magic bronze lion from Trafalgar Square. Where would you go? Who would you visit? I would like you to draw and describe or just describe to me where the lion would take you. Maybe you have relatives in a different country or town would you visit them? Use your imagination to think about your favourite place and what it would be like. Would it be hot or cold?

Alternatively, I know that lots of you like writing your own stories, can you write me a story about your adventure on the lion, where would it take you?

Thursday

Today we are thinking about syllables. Under today work there are 2 links that help explain what a syllable is. Words can be split into parts and these parts are called syllables. Can you count out the syllables in your name – how many do you have? Mrs Jordan has 4, do you have more or less than this?

Can you complete the syllables activity under today's date?

Friday

Using our knowledge of syllables I would like you to have a go at creating your own 'Haiku' all about London. Can you think of the landmarks we have learnt about? Have a look at the power point for today and learn about what is so special about a Haiku and how important it was to learn all about syllables yesterday.

RE – Monday afternoon

Today we are looking at the story of Noah's Ark, you can either read this if you have a children's bible at home or you can watch the video that Miss Ashton has posted for you.

Activity

I would like you to think about the animals that were saved on the Ark. Can you design your own Ark and draw the animals you would like to save?

Once you have drawn your own Ark full of animals, I would like you to describe the animals that are on the Ark below your picture.

Miss Ashton has included her own design below as an example.

I can't wait to see your designs! I wonder if you could learn the song 'The Animals Went in Two by Two'.



Tuesday afternoon – Science – Human Body

L.O: I can identify the uses of body parts and begin to link them to the senses.

This week we will be revisiting the parts of our body and start to look at our senses.

I would like you to think about what your senses are and which sense matches up; to which part of your body. For example, your eyes control your sense of sight and your ears control your sense of hearing. Don't forget that your hands are not the only part that 'touch'. Could you label the body template and label the sense that matches?

I would also like you to draw something that you can do with each sense. For example, I might draw music notes for hearing as I like to listen to music, or I might draw a sandwich for taste as I like to eat sandwiches.




As an extension I would like you to take a walk and complete the scavenger hunt for the senses. You can make a note of anything you find that feels rough, noisy or smooth. If you notice anything extra on your scavenger hunt, please add it to the list!

Wednesday afternoon – Theme



You have learnt about many of the London landmarks and after speaking to many of you I have heard how you have built some of these in Lego and other materials.

I would like you to choose just one of the landmarks and see if you can create a fact file about it. I have put a template under today's work for you to complete, or you can layout your own fact file.




The Houses of Parliament is where politicians meet to make important decisions about how the country should be run. The parliament of England has been meeting here since the year 1295. It is built on the banks of the River Thames.

Look smart!

Hats are not allowed in the Houses of Parliament and you are not even allowed to walk around with your hands in your pockets!

Did you know?

The real name for the Houses of Parliament is the Palace of Westminster.



The palace has 1100 rooms, 100 staircases and 4800 metres of corridors!

Here is an example of a fact file about The Houses of Parliament.

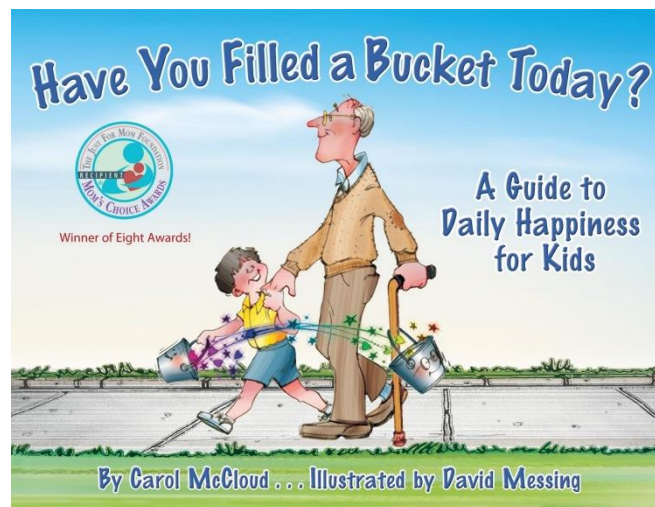
Art – Thursday afternoon

Mrs Scott has done another amazing video about the artist for this week and it is 'Giuseppe Arcimboldo'. His art was inspired by fruit, vegetables and flowers just like the picture below. Have a look at the video or power point and see if you can create a piece of artwork by either drawing it or even laying out the actual items!



PSCHE – Friday afternoon

Please see the link for Friday for today's work all linked to the book called 'Have you filled a bucket today?'



PE

There are so many amazing websites with PE online some of these include:

- Cosmic yoga
- Andy's Wild Adventures
- Joe Wicks – PE with Joe – Monday to Friday at 9:00
- Go Noodle

Personally; I don't think you can beat getting outside for some fresh air and going for a walk or even a bike ride once the ice and snow has all gone.