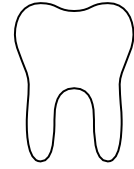


Tuesday 2nd February 2021

L.O: I am getting better at learning about the effects sugar has on teeth and maintaining healthy teeth.

Today in Science we will be continuing with the theme of healthy living by looking at how we can keep our teeth healthy.



You have 20 teeth in your mouth! This set of first teeth (also known as baby teeth) will be starting to fall out and the permanent teeth (also known as adult teeth) grow. When you have all of your permanent teeth, you will have 32 teeth in total! Unlike the first set of teeth, if you lose any of your permanent teeth they will not be replaced by new teeth. This is why it is important to look after your teeth.

You have Canines, Molars, Incisors and Premolars. When you are an adult you have wisdom teeth at the back of your mouth.

We need to make sure we are brushing our teeth twice a day with a good toothbrush and toothpaste. We also need to make sure we keep up with our visits to the dentist as the dentist can have a closer look at our teeth to make sure they are healthy.



As well as ensuring we are brushing our teeth twice a day, we must make sure that we are not having too much sugar. Eating or drinking too much sugar can cause tooth decay, which will rot your teeth.



I have an experiment that I would like you to try to do at home. This experiment will show you the effect sugar has on your teeth by using white egg shells.

I would like to see pictures of your experiment as the days pass. I would also like it if you could tell me about what was happening on a scientific evaluation sheet.

I look forward to seeing how your experiments have gone and what you have learnt about keeping your teeth healthy.

Science experiment

Resources:

- Egg shells – crack an egg and clean out the shell. If you do not want to use an egg shell, you can use a hard-boiled white egg.
- 4 clear cups.
- Cola (high in sugar).
- Milk.
- Water.
- Sports drink, squash or juice (high in sugar).
- Labels for your cups.
- On your scientific evaluation sheet, I would like you to make a prediction of what you think will happen to each egg before you place the eggs into their cups. This way you can see whether you were right or wrong with your prediction.

Method:

1. Label each cup with a number from 1 to 4.
2. Place each egg shell (or hard-boiled egg) in a different cup.
3. Pour a liquid into a cup, making sure you have covering the egg. You should have 4 cups with a different liquid in each.
4. After 24 hours has passed make a note of what has happened to the egg.
5. Make a note of the changes after a few days.

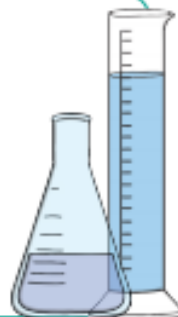
Equipment

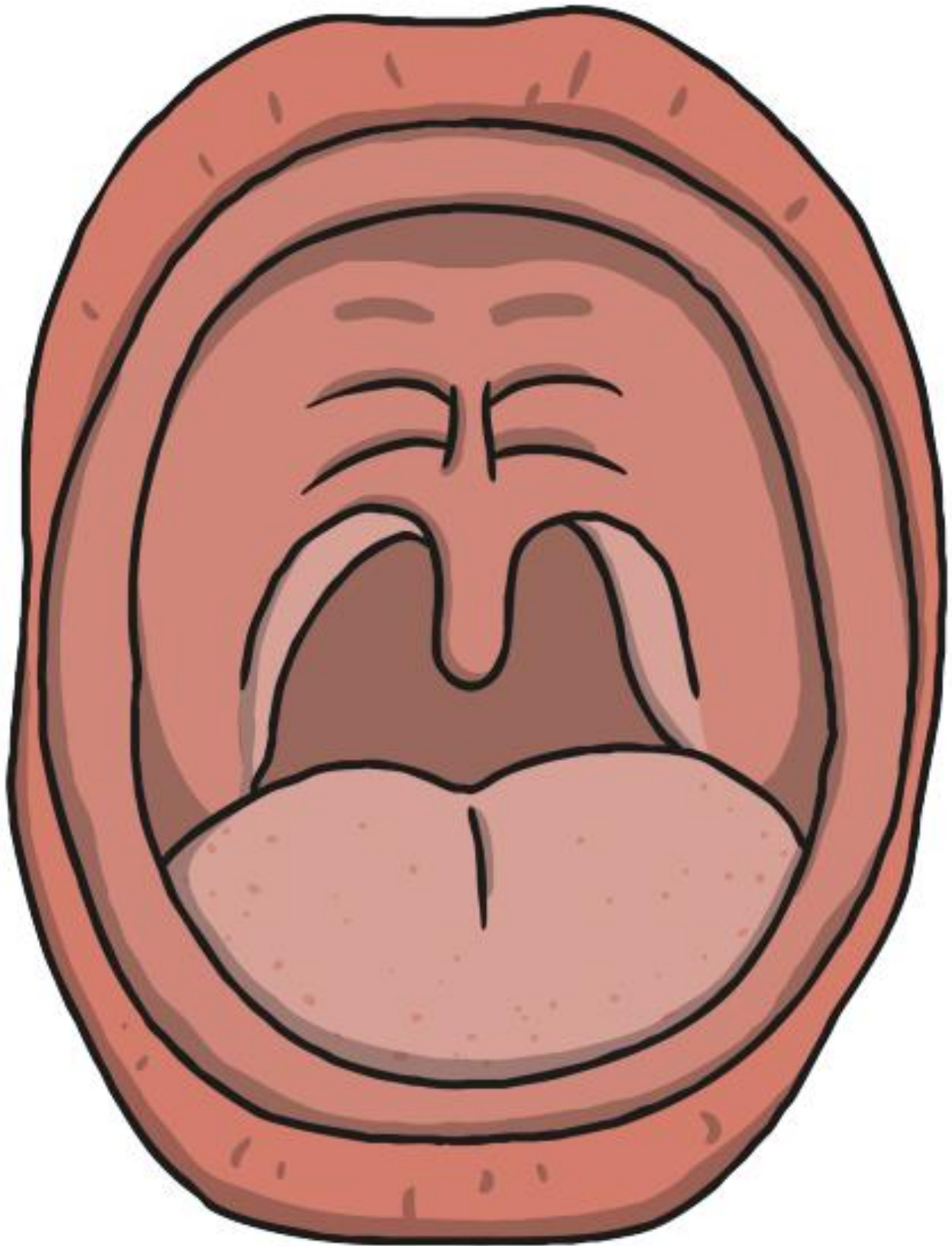
My Prediction


Method

Results

Conclusion







Upper Incisors



Upper Wisdom Teeth



Upper Molars



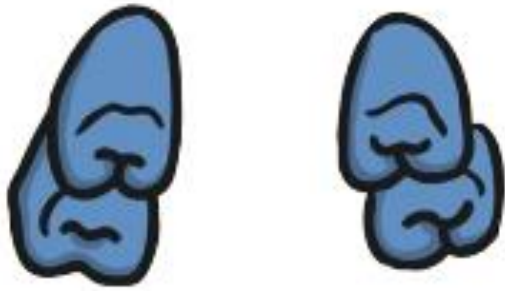
Lower Canines



Upper Canines



Lower Molars



Upper Premolars



Lower Premolars



Lower Wisdom Teeth



Lower Incisors

