

Tuesday 2nd February 2021

L.O: I am getting better at making and using tally charts.

Today in maths we will be looking at tally charts.

Tally charts focus on counting in 5s as each tally chart can only go up to 5 marks before a new one is made.

We use tally charts to represent numbers quickly. By making a strike in your tally it save time instead of writing '1, 2, 3, 4, 5...' you can make marks '||||' to represent 5 of something.

Example

I am going to see which colour is the most popular colour. To do this I have created a tally chart to take down the numbers of people who told me their favourite colour. Once I have got everyone's favourite colour I will add up the total of the tallies.

| Favourite Colour | Tally | Total |
|------------------|-------|-------|
| Blue | | 8 |
| Red | | 12 |
| Yellow | | 2 |
| Green | | 3 |

The tally chart has told me the number of people who said each colour was their favourite.

I could count each tally individually, however when I can see that there are groups of 5 it is easier for me to count in 5s for the groups. In the first colour 'blue' I could see that there is a group of 5 and some individual tallies, so I started counting from 5. The 'red' group has two groups of 5 so I counted '5, 10' and then the individual tallies.

Can you complete the tally chart?

| Car makes | Tally | Total |
|-----------|-------|-------|
| Vauxhall | | |
| Ford | | |
| BMW | | |

Can you complete the missing parts of the tally chart?

| Year Group | Tally | Total |
|------------|-------|-------|
| Year 1 | | 10 |
| Year 2 | | 19 |
| Year 3 | | |
| Year 4 | | 17 |

| Birthday Month | Tally | Total |
|----------------|-------|-------|
| January | | 12 |
| February | | |
| March | | |
| April | | 5 |
| May | | 7 |
| June | | |
| July | | |
| August | | 11 |
| September | | |
| October | | 6 |
| November | | |
| December | | 17 |

Can you complete the tally chart?

Which is the most common month for birthdays?


Which month had the fewest birthdays?

| Eye Colour | Number |
|------------|--------|
| Brown | |
| Blue | |
| Green | |
| Grey | |
| Hazel | |






How many children have green eyes?

How many children have hazel eyes?

What is the least common eye colour?








Can you complete the tally chart?

| Tally Chart | | |
|---|-------|-------|
| | Tally | Total |
|  | | |
|  | | |
|  | | |
|  | | |
|  | | |



Can you write the tally marks next to the animals?

| Key: | | | |
|---|---|---|---|
| Rose | Poppy | Buttercup | Sunflower |
|  |  |  |  |



| Flowers | | | | |
|---------|-------|------------|------------|---------|
| | Roses | Sunflowers | Buttercups | Poppies |
| Tally | | | | |
| Total | | | | |

Can you fill in the tally chart?

| | | | |
|---------------|-------------|--|---|
| Sea Creatures | Clown fish | | 5 |
| | Stingray | | 3 |
| | Octopus | | 4 |
| | Seahorse | | 8 |
| | Angel fish | | 7 |
| | Puffer fish | | |

Extension

Make Tally Charts



100 children were asked to choose their favourite party foods. Which foods have the wrong total?

| Party Food | Tally | Total |
|------------|-------|-------|
| crisps | | 22 |
| jelly | | 19 |
| cake | | 24 |
| sandwiches | | 8 |
| ice cream | | 41 |

Count the tally marks to work out the correct totals.



The tally marks for the sandwiches should look like this.



Explain why Alex is wrong.

Please show your tally chart here.

Make Tally Charts



Some children voted for their favourite party entertainment by putting a cross in the box.



| | |
|------------------|----------------------------------|
| clown | xxxxx xxxxx xxxxx xxxxx xxx |
| disco | xxxxx xxxxx xx |
| magician | xxxxx xxxxx xxxxx xxx |
| balloon modeller | xxxxx xxxxx |
| party games | xxxxx xxxxx xxxxx xxxxx xxxxx xx |

Represent this data using a tally chart.

Which is the most popular party entertainment?

Which is least popular?

What is the difference between the number of votes for a clown and a disco?

How many votes did a magician and a balloon modeller get altogether?

Please show your tally chart here.

Can you create your own tally chart?

You could ask the people in your home what their favourite colour is or what their favourite food is.

Whatever you choose, you must make sure the topic is the same, so everyone will answer their favourite colour or their favourite car.