

Class 2

Home learning week commencing 22nd February 2021

Hi Class 2

We hope you have all had a lovely half term break and enjoyed lots of family time as well as fresh air.

The week seems to have passed very quickly and we are hoping that it will not be long before we are all back learning in the classroom. We are starting some new themes of work this half term and as well as continuing with 'The Great Fire of London' we are going to be learning about animals in science and focussing on animal stories in English; starting with dinosaurs.

Remember to check Class dojo as there will be maths mats / SPAG mats placed on there as new tasks; as well as your weekly spellings.

We look forward to seeing or speaking to you all soon.

Mrs Jordan, Mrs Swallow and Mrs Scott.

Maths

Don't forget to keep practicing on 'Sumdog' and see if you can increase your score. This is always a great way of practicing your mental maths skills.

We are moving on to height and length in maths but remember to keep practicing counting in 2's, 5's and 10's both forwards and backwards. Any opportunity to keep the skills of division and multiplication fresh will be very beneficial.

Monday

Your challenge today is to use a range of calculations to tell me all about you! Have a look at the work for Monday and see if you can draw yourself in the middle and then think of calculations to tell me your shoe size, your age, what number you live at, how many people there are in your family. Year 1 your challenge is to use addition and subtraction. Year 2, your challenge is to use all four operations.



Tuesday

We are using mathematical vocabulary today to either compare objects and their height / length as well as measure items using a non -standard unit of measure. There are a range of reasoning questions to help us understand this better.

Wednesday

Building on our work from yesterday we are going to start measuring using cm – centimetres. There are some key rules when measuring and it is important to be accurate. Please see today's work and video to explain further.

Thursday

Today we will be practicing those measuring skills in both cm for year 1 and 2 and for those that feel very confident we will also be extending your knowledge to using mm in the extension.

Friday

For the last day of the week you will be following a set of instructions to make your own cm stick man. For the extension today you will need to create a pet for your stick person and tell me what their measurements are. You can make your stick person using straws, strips of measured paper or by carefully drawing the lines. Remember to be accurate!

English

Monday

LO: I am getting better at writing a recount about my favourite time in the half term break.

Today I would like you to write about something from your half term break, a little bit like half term news. Remember it needs to be written in the past tense as it is something you have already done. It could be a dog walk you went on, a game you played, something you built in Lego. Remember to include key pieces of information like:

Who – who was there

When – When did it take place?

What - what were you doing?

Remember your finger spaces, punctuation and of course some noun phrases to help with the description.

Tuesday

Watch the link with our new story called 'Dear Dinosaur'. What I would like you to do today is write a letter to the dinosaur asking questions that you would like to know the answer to. Have a look on today's work for a template if you need one and more information to help you get started.

Wednesday

For today's work you may need to listen to the story again and some of you might find it easier to take some notes as we are going. These notes need to be on the T.Rex facts, from the story what facts have you found out about this great prehistoric animal?

There is a template you can use if you need one on today's work with more information to help.

Thursday

In the story it shows lots of different ways of communicating this might be via a letter, an email or a birthday card. Today we are going to be writing an email from the dinosaur back to Max to answer all of his questions. Remember that an email is a much more informal way of communicating to your friends. Have another look at the page in the story that shows the example. There is an email template for you to use under today's work. Alternatively, you could type out the email and practice your IT skills.

Friday

Today is a spelling, punctuation and grammar lesson and we are focussing on proper nouns and common nouns. Please see the lesson video that will be posted to help you get started.

Phonics

Username: SlingsbySchool
Password: School123

The log on above can be used to access all games in phonics play and this week the focus is going to be on reading and writing tricky words. This is from phase 3 to phase 5. Please see the website for work on tricky words.

Reading

On the website there are some 60 second reading comprehensions for you to work on. These can be completed at any point over the course of the week. You can read all about how the kangaroo got his tail and about a lucky octopus.

RE – Monday afternoon – Lent

Did you have pancakes on Tuesday? I enjoyed sugar and lemon on mine for Shrove Tuesday. Have a look at the power point that explains the significance of Shrove Tuesday and Ash Wednesday and how these are the start of Lent.




Activity

After watching the video link and power points linked to Shrove Tuesday and Ash Wednesday can you complete the attached piece of work about Lent. I would like you to think about what you could give up for Lent and also how hard you think this might be. Can you draw a picture to show this? Sometimes it might seem too hard to give something up; instead you could think about an act of kindness that you could do every day during Lent?

Tuesday afternoon – Science – Animals

LO: I am getting better at recognising and naming animals that are birds, fish, amphibians, reptiles and mammals.

Last half term we learnt about humans and this half term we are focussing on animals.



For the first lesson we are going to be thinking about the 5 main types of animals and learning more about what they are.

Wednesday afternoon – Theme

LO: I am getting better at understanding what a timeline is and I can order the Great Fire of London into a time line.

A time line puts things in order of when they happened. If you think of a timeline of your day so far it probably started with you getting up, having breakfast and then getting dressed and cleaning your teeth. A timeline is a sequence of events and this can be over a whole decade, a week or a period of a few days.


Can you place the event of the Great Fire of London in order to show them on a time line?
See information under Wednesday's learning.

Thursday – Art

LO: I am getting better at following instructions to draw 'Gregosaurus' from the story Dinosaur Juniors – 'Happy Hatchday'

Activity

Can you follow the link to draw with Rob and see if you can follow the instructions to draw the main character from the story. Why not have a look and see what other pictures you can draw with Rob.




PSHE – Friday afternoon

Today we are thinking about our family and how families are different. Please see the link with the story that Mrs Jordan has read.

Our families are special people in our lives they are people we can trust, people who make us feel safe and loved and people who take care of us and our feelings.

Can you draw the people who are special in your life.



PE

It is so important to keep your body and mind healthy and to get as much fresh air as possible. Why not try Cosmic Yoga or Andy's Wild Workout.



Enjoy a spring walk in the fresh air and see how many signs of spring you can find.



