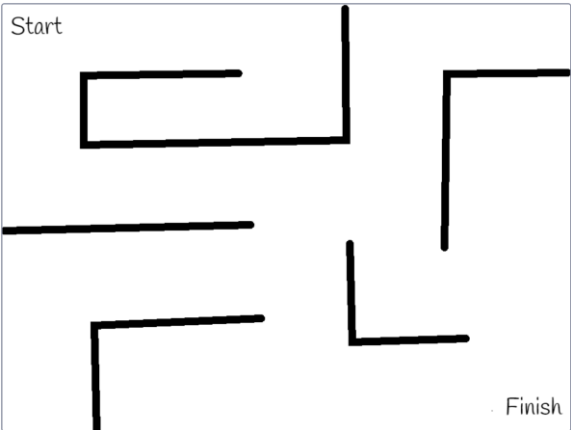

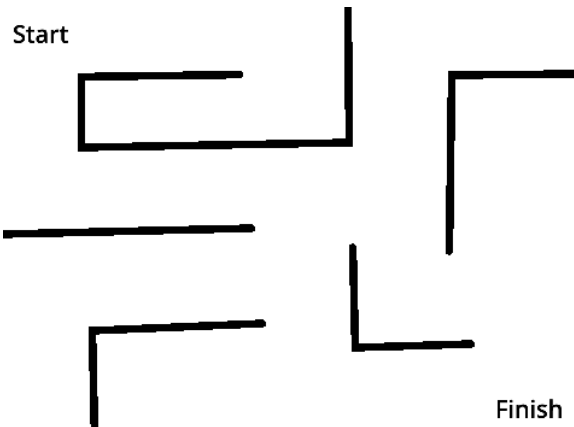






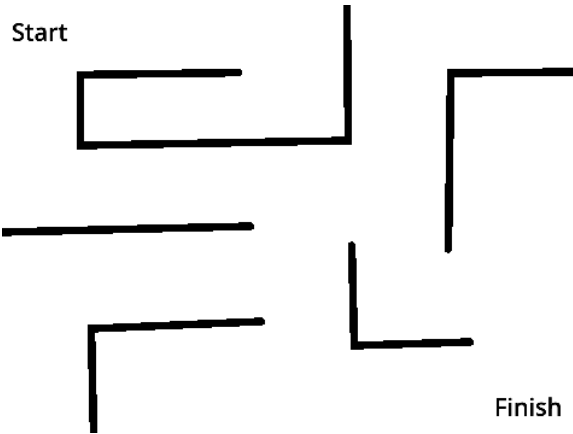
Design a maze project

<p>Which sprite will you choose?</p>	<p>Backdrop</p> 
<p>How will you move your sprite?</p> <p>What will the pen do?</p>	<p>Setup — what needs to happen at the start of your project?</p>

Design a maze project – Example

<p>Which sprite will you choose?</p> <p>Choose one:</p> <div data-bbox="317 705 649 1048">  </div>	<p>Backdrop</p> <div data-bbox="810 562 1385 987">  </div>
<p>How will you move your sprite?</p> <p>My sprite will move up, down, left, and right when the arrow keys are pressed.</p> <p>What will the pen do?</p> <p>It will draw a blue line following the movement of my sprite.</p>	<p>Setup — what needs to happen at the start of your project?</p> <p>Go to the start position (x: -200, y: 100)</p> <p>Clear all lines</p> <p>Set pen colour</p>

Design a maze project (part-complete)

<p>Which sprite will you choose?</p> <p>Choose one:</p> <div style="text-align: center;">   </div> <div style="text-align: center;">   </div>	<p>Backdrop</p> <div style="text-align: center;">  </div>
<p>How will you move your sprite?</p> <p>My sprite will move ____, ____, ____, and ____ when the ____ keys are pressed</p> <p>What will the pen do?</p> <p>It will draw a ____ following the movement of my ____</p>	<p>Setup — what needs to happen at the start of your project?</p> <p>Go to the ____</p> <p>Clear ____</p> <p>Set ____</p>