

Class 4 online learning: Wednesday 26th January

If you are feeling well enough today, have a go at the online learning below! Try to also complete 20 minutes of reading if you can, but make sure you get plenty of rest. That takes priority. If you do complete the online learning today, please get in touch and send in images via ClassDojo; I would love to see how you have found the tasks!

Take care,

Miss Secker 😊

Morning activities

Morning starter

Have a go at the crossword below:

What's the Word?

Read each clue. Complete the answer by writing a letter in each box.

1	Happening straight away.	i								
2	A long line of people.	q								
3	To judge or indicate faults.	c								
4	An annoyance or inconvenience.	n								
5	The joint at the top of your arm.	s								
6	A building to sit and eat meals in.	r								
7	One more than 39.	f								
8	A person who lives next door.	n								
9	To make someone feel awkward.	e								

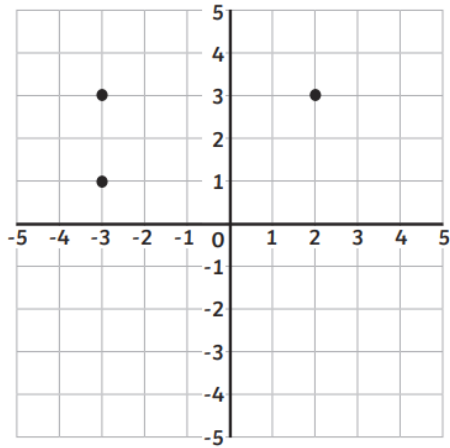
When completed, the letters in the orange boxes spell out an autumn word.
Do you know what this word means?

Maths

O LO: Can I draw and label shapes in all four quadrants, predicting missing coordinates using my knowledge of the properties of shapes?

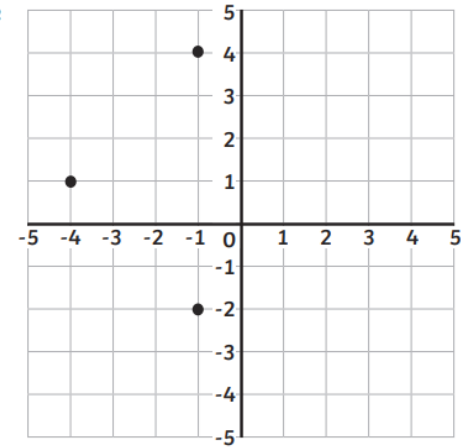
Have a look at the cards below. Each asks you to draw out a particular shape and then read and write down the coordinates of the final corner that you plotted on the grid. Read each question very carefully! Use your GCP books to help you clarify any shapes you are not sure of.

Missing Coordinate Polygons



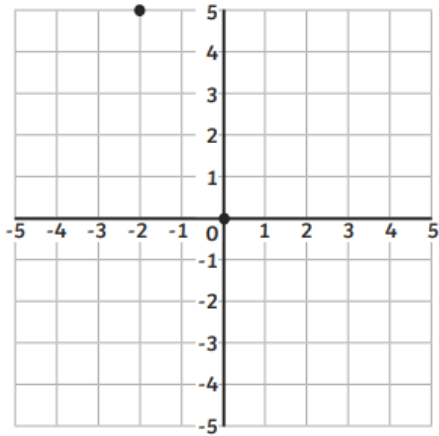
Plot the missing coordinate to make a **rectangle**.
Complete the drawing and write the missing coordinate (,).

Missing Coordinate Polygons



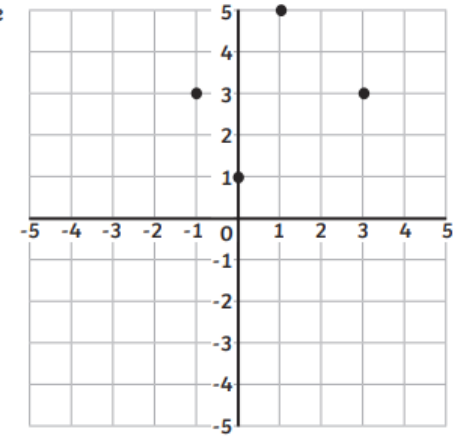
Plot the missing coordinate to make a **square**.
Complete the drawing and write the missing coordinate (,).

Missing Coordinate Polygons



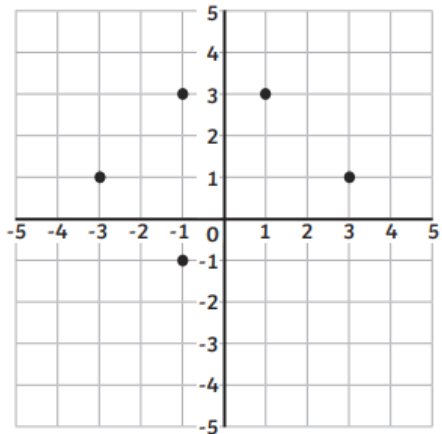
Plot the missing coordinate to make a **triangle**.
Complete the drawing and write the missing coordinate (,).

Missing Coordinate Polygons



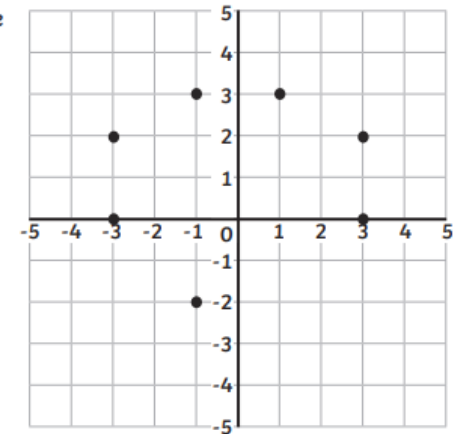
Plot the missing coordinate to make a **pentagon**.
Complete the drawing and write the missing coordinate (,).

Missing Coordinate Polygons



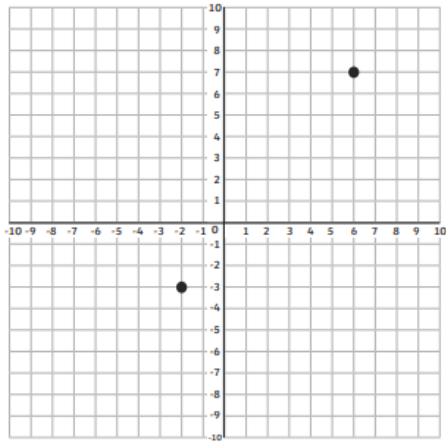
Plot the missing coordinate to make a **hexagon**.
Complete the drawing and write the missing coordinate (,).

Missing Coordinate Polygons



Plot the missing coordinate to make an **octagon**.
Complete the drawing and write the missing coordinate (,).

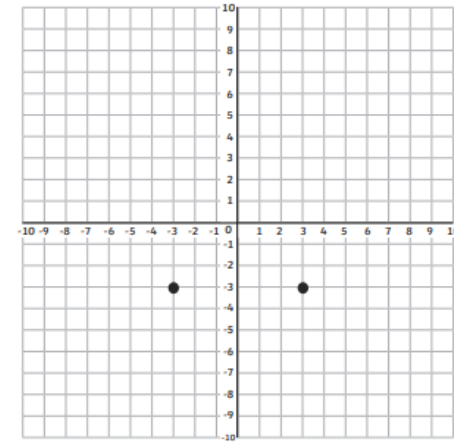
Missing Coordinate Polygons



Plot the missing coordinate to make a **right-angled triangle**.
Complete the drawing and write the missing coordinate (,).

twinkl.com

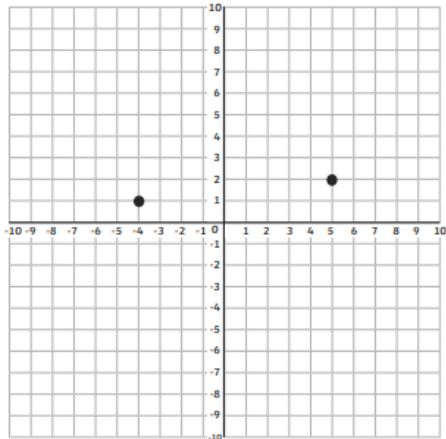
Missing Coordinate Polygons



Plot the missing coordinate to make an **isosceles triangle**.
Complete the drawing and write the missing coordinate (,).

twinkl.com

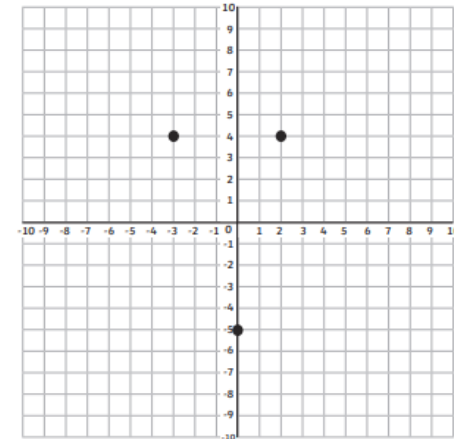
Missing Coordinate Polygons



Plot the missing coordinate to make a **scalene triangle**.
Complete the drawing and write the missing coordinate (,).

twinkl.com

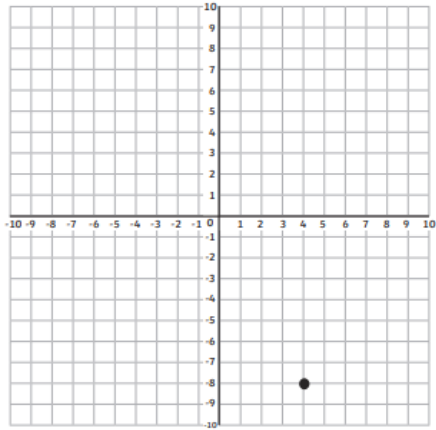
Missing Coordinate Polygons



Plot the missing coordinate to make a **parallelogram**.
Complete the drawing and write the missing coordinate (,).

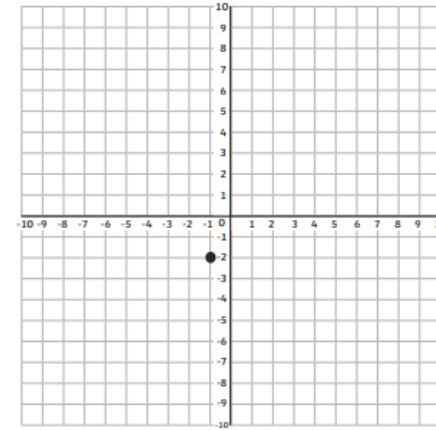
twinkl.com

Missing Coordinate Polygons



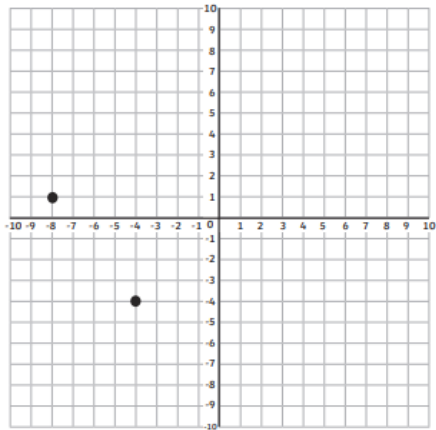
Plot the missing coordinates to make an **isosceles triangle**.
Complete the drawing and write the missing coordinates:
(,), (,).

Missing Coordinate Polygons



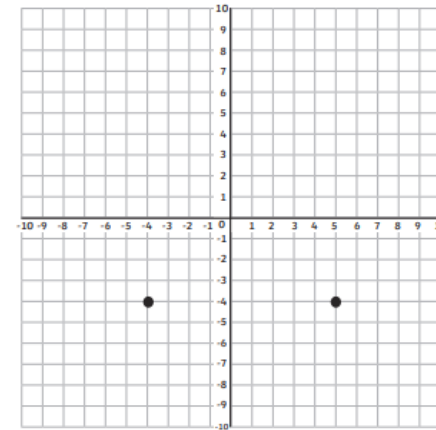
Plot the missing coordinates to make a **scalene triangle**.
Complete the drawing and write the missing coordinates:
(,), (,).

Missing Coordinate Polygons



Plot the missing coordinates to make a **parallelogram**.
Complete the drawing and write the missing coordinates:
(,), (,).

Missing Coordinate Polygons



Plot the missing coordinates to make a **trapezium**.
Complete the drawing and write the missing coordinates:
(,), (,).

Guided reading

Please read aloud for at least 20 minutes this morning, either to an adult or to yourself. Then, you can practice your 12x tables using Sumdog. The game should pop up when you log in as it is now set up.

English

O LO: Can I identify verbs and adverbials in classic poetry and think about how I could use them for affect?

To start the lesson today, click the PDF link on our class page titled 'Adverbials presentation' and read through the slides to recap your knowledge of adverbials. Then, have another read through of the poem from earlier in the week and make a note of all the verbs (action words) you can see. I would like you to create sentences using those verbs, making sure you add in an adverbial to each that shows either how, where or when the action took place. Keep referring to the PowerPoint throughout to help you.

Afternoon activities

Computing

O LO: Can I consider the pros and cons of the different ways that people can work collaboratively from a distance on a project?

Read through and make notes answering the questions on the slides below:

Activity 1



Two people need to write a book together. They live 150 miles (240 kilometres) apart. In what different ways could they work together?



Talk with a partner about the pros and cons of the different ways of working together.

Then, as long as technology is kind to us, we are going to work together over the internet to collaborate on some work today. Click the Jamboard link below and add in as much information you can about an animal that you are going to research (it is up to you which animal you choose). I have split the Jamboard into six sections which you will see if you use the arrows to flick between the slides (see below for screenshot of the top of the Jamboard page). Try to fill in each section with as much information about your chosen animal as possible.



You can use the sidebar to add text and images to the Jamboard:



If you want to find out what each icon does, load up the Jamboard link and then hover your mouse over each symbol. It is pretty easy to get used to once you get going.

Depending on the time of day that you attempt this activity (we will be doing so in the afternoon), you may see Class 4 contributing their ideas too!

Note: Please do not sign your text/post-its of information that you add with your full name (for privacy reasons). Instead, sign with your first initial. Then I will be able to distinguish who has written which section through conversation with everyone as well.

https://jamboard.google.com/d/1HakD_Bum8faycWX7Z3LsKqyvILosnLnb_15j9tVRWPY/edit?usp=sharing

PE

Today, you would normally have your slightly shorter PE session with me. So, if you are feeling well enough, choose one of the PE activities below to complete. It is up to you which you choose:

Joe Wicks: <https://www.youtube.com/playlist?list=PLyCLOPd4VxBuS4UeyHMccVAjpWaNbGomt>

Just Dance: https://www.youtube.com/watch?v=gVfgTw_W_JY

Cosmic Yoga: <https://www.youtube.com/watch?v=Vkx6ynU7Hgs>