

## Class 3 home learning

### English

#### LO: Can I organise interesting and important facts under appropriate subheadings?

When creating a non-chronological report, it is important to include interesting and important facts. Use the Boudicca fact file to retrieve important information about her. Then, use the template to arrange that information into sections under appropriate subheadings.



**Date of Birth/Death**  
30 - 61

**Place of Birth**  
South East England

**Famous for**  
Leading a large Celtic army against the Roman invaders in the year AD 60. Attacking and capturing three major Roman cities in Britain.

**Who Are They?**  
A Celtic queen of the Iceni tribe. She joined with other tribes to fight against the Roman army.

**Life**  
Boudicca was married to Prasutagus, chief of the Iceni. He had been allowed to remain chief, but was under the authority of Rome. When he died, the Romans took this an opportunity to try to take land from Boudicca. When she refused, Boudicca and her daughters were attacked by the Romans.

Boudicca united the Celtic tribes and attacked the Roman city of Colchester. Most of the Roman army was in Anglesey at this time and so the area was lightly defended. Boudicca and her armies also captured London and St Albans, killing an estimated 80,000 people in the three cities.

Boudicca led her armies to meet the Roman army returning from North Wales. The Romans were better trained and equipped and many thousands of Celtic warriors were killed in battle. It is unclear how she died, but reports say that Boudicca either took poison, or died from wounds she sustained in battle.

**Interesting Fact**  
Boudicca's name means 'victory'.

Some historians believe she is buried under King's Cross railway station in London.

	Title		
<div style="border: 1px solid black; padding: 5px; margin-bottom: 5px;"> <div style="border: 1px solid black; width: 100px; height: 20px; margin: 0 auto 10px auto;">1</div> </div>			Image
<div style="border: 1px solid black; padding: 5px; margin-bottom: 5px;"> <div style="border: 1px solid black; width: 40px; height: 20px; margin: 0 auto 10px auto;">2</div> </div>			
<div style="border: 1px solid black; padding: 5px; margin-bottom: 5px;"> <div style="border: 1px solid black; width: 100px; height: 20px; margin: 0 auto 10px auto;">3</div> </div>		<div style="border: 1px solid black; padding: 5px; margin-bottom: 5px;"> <div style="border: 1px solid black; width: 100%; height: 20px; margin: 0 auto 10px auto;">Fun facts (Use bullet points)</div> </div>	
<div style="border: 1px solid black; padding: 5px;"> <div style="border: 1px solid black; width: 40px; height: 20px; margin: 0 auto 10px auto;">4</div> </div>			

The empty box (top-right) shall contain an image. The top box (top-left) shall contain your title. The first box (1) should be a general introduction to Boudicca (Who, What, When, Where and Why). Each of the smaller boxes (2, 3 and 4) are areas where you can add facts - these can have subtitles. Try to group your facts into 3-4 categories and think of subtitles which can accompany them.

### Maths

**LO: Can I identify and explain what the area of a shape is?**


In simple terms, the **area** of a 2-dimensional shape is the **space it covers**.

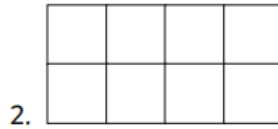
Watch this video to familiarise yourself with the concept of area:


<https://www.youtube.com/watch?v= uKKl8R1xBM>

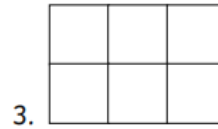
After you have watched the video, have a go at the following questions.




 squares




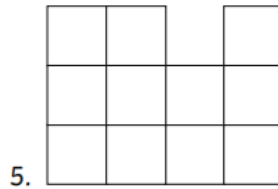
 squares




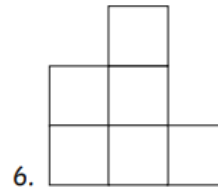
 squares




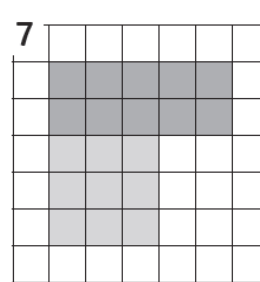

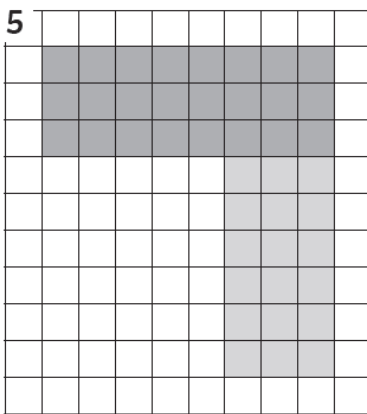
 squares



 squares



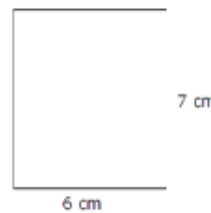
 squares



Write down the formula for working out the area of a rectangle

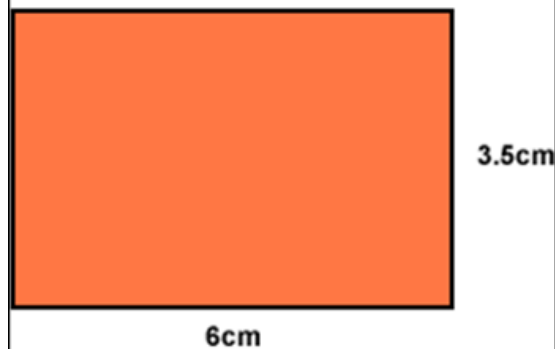
What would the area of a rectangle with lengths 3cm and 9cm be?

Find the area



If the length of a rectangle is 7cm and its height is 9cm what would the area be? State the units in your answer.

Work out the area of...



## Reading (and vocabulary)

### LO: Can I answer questions about characters emotions in fiction?

Read the text and answer the following questions.

After, use a dictionary to define the highlighted vocabulary. Write 3 sentences including the words to help you remember the new vocabulary.

*He paced endlessly up and down the dusty old corridor. How could a hospital allow itself to become so appallingly **begrimed**? The thought flashed through his head like a minnow in a stream before the **apprehension** of the situation once again consumed his mind, pushing all **subsidiary** considerations away. The palms of his hands had been clammy and moist for some time but now that the five minute wait had stretched into fifteen, his heart had begun to flutter faster and the saliva in his mouth had all but vanished leaving his tongue dry and bitter.*

*A loud clack signalled the opening of the door. It was time to find the answers to all of the questions.*

1. Find and copy a word which means "to flap wings".
2. Find and copy a group of words which show that the hospital is very dirty.
3. What does the phrase, "The thought flashed through his head like a minnow in a stream..." imply about the thought?
4. Which adverb is a synonym for the word "terribly"?
5. Why **could** this character be nervous? Explain your answer.

## Times table practice

In the week beginning the 6<sup>th</sup> of June 2022, all Year 4 students shall participate in the national times table check.

Spend at least 10 minutes practicing here - the format is similar to format of the test. You have to answer 25 times table's questions up to 12 x 12. Each question allows you 6 seconds to answer.

[https://talkingtimestables.uk/y4\\_ks2\\_mtc\\_practice\\_tests\\_multiplication\\_tables\\_check.php](https://talkingtimestables.uk/y4_ks2_mtc_practice_tests_multiplication_tables_check.php)