

Class 4 online learning: Thursday 10th February

If you are feeling well enough today, have a go at the online learning below! Try to also complete 20 minutes of reading if you can, but make sure you get plenty of rest. That takes priority. If you do complete the online learning today, please get in touch and send in images via ClassDojo; I would love to see how you have found the tasks!

Take care,

Miss Secker 😊


Morning activities

Morning starter

Have a go at the task below:

31

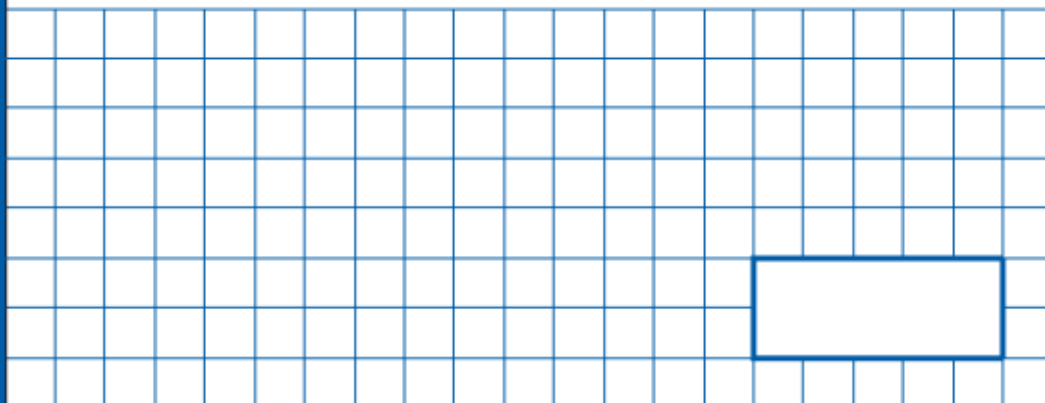
$$22 - 4 \times 3 =$$



1 mark

32

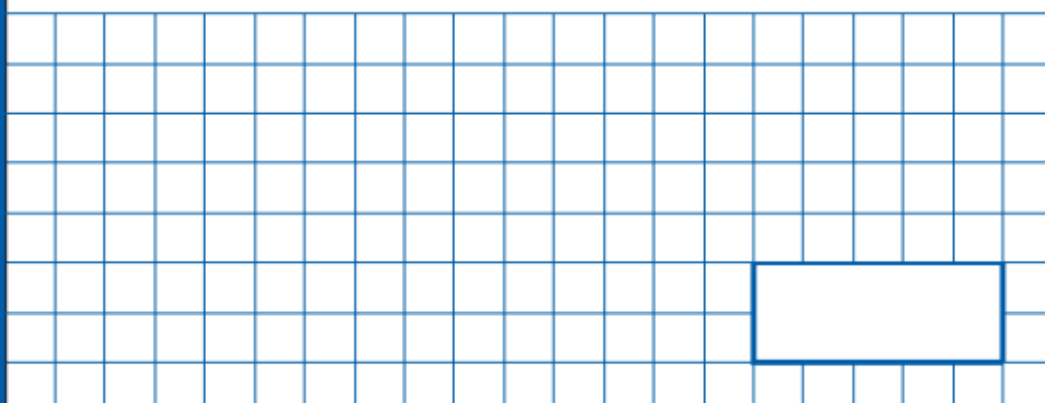
$$\frac{3}{5} \div 2 =$$



1 mark

33

$$1\frac{1}{5} - \frac{1}{3} =$$



1 mark

Maths

O LO: Can I multiply one-digit numbers with up to two decimal places by whole numbers?

Multiplying Decimals

Solve these calculations using a written method.

a) 25.4 × 4 _____	b) 19.3 × 3 _____	c) 21.5 × 8 _____	d) 34.2 × 5 _____	e) 48.3 × 4 _____	f) 124.5 × 6 _____	g) 217.6 × 4 _____	h) 205.2 × 3 _____
-------------------------	-------------------------	-------------------------	-------------------------	-------------------------	--------------------------	--------------------------	--------------------------

Solve the following calculations:

Solve these word problems:

i) $65.2 \times 2 =$ _____	n) $119.4 \times 3 =$ _____	q) It takes 16.4 metres to make a pair of curtains. How many metres of fabric is needed to make 8 pairs of curtains? _____
j) $48.3 \times 3 =$ _____	o) $234.8 \times 4 =$ _____	r) Sam earns £12.60 for doing his Saturday morning paper round. How much does he earn after doing the paper round for 4 weeks? _____
k) $52.4 \times 8 =$ _____	p) $88.7 \times 9 =$ _____	s) A house is 25.5 metres wide. 6 terraced houses are built in a row. What is the total width of all 6 houses? _____
l) $112.3 \times 4 =$ _____		
m) $74.6 \times 5 =$ _____		

Guided reading

Please read aloud for at least 20 minutes this morning, either to an adult or to yourself. Then, you can practice your 4x tables using Sumdog. The game should pop up when you log in as it is now set up.

English

O LO: Can I look at a new book of short stories and predict the potential genres of the stories using my inference skills?

Take a look at the contents page below. These short stories are from a book called 'Short' by Kevin Crossley-Holland. From their titles, can you predict the genres of five of the stories?

Contents

9	Ghosteses	52	Do You Think I Was Born Yesterday?
10	Brainless	54	Charger
12	In the Back Seat	56	Boo!
14	Wrestling	58	Children of the Tree
16	The Song of the Syrup	60	Who's Who?
18	Leopard, Goat, and Yam	62	Frost, Sun, and Wind
20	Dead and Alive	64	Poll
22	Golden Hand	66	On the Chopping-Block
24	Ouch!	68	Home from the Sea
26	The Hook	70	The Scales of Justice
28	A Mouthful to Eat	72	To Each Her Own Foot
30	That's None of Your Business	74	Talk About Short
32	Slam and the Ghosts	76	Tommy and the Ghost
34	Butterflies	78	The Fox and the Geese
36	Tit for Tat	80	Threescore Years and Ten
38	Poor Vera	82	Ask the Driver
40	The Most Beautiful Sound	84	Talk About Sharp
42	The Mirror	86	The Lion's Den
44	Mare's Eggs	88	Gran's Last Journey
46	Room for One More	90	What's Wunce?
48	A Bit of Commonsense	92	The Spirit-Wife
50	Three Questions	94	Me Again



Can you then write a paragraph explaining what genre is and why you think your five chosen titles fit under a certain genre?

Watch this BBC Bitesize clip to help you define genre if needed: [Recognising genre - Year 5 - P6 - English - Home Learning with BBC Bitesize - BBC Bitesize](#)

Afternoon activities

Computing

O LO: Can I create a poster to show how to use Jamboard and give top tips on working collaboratively?

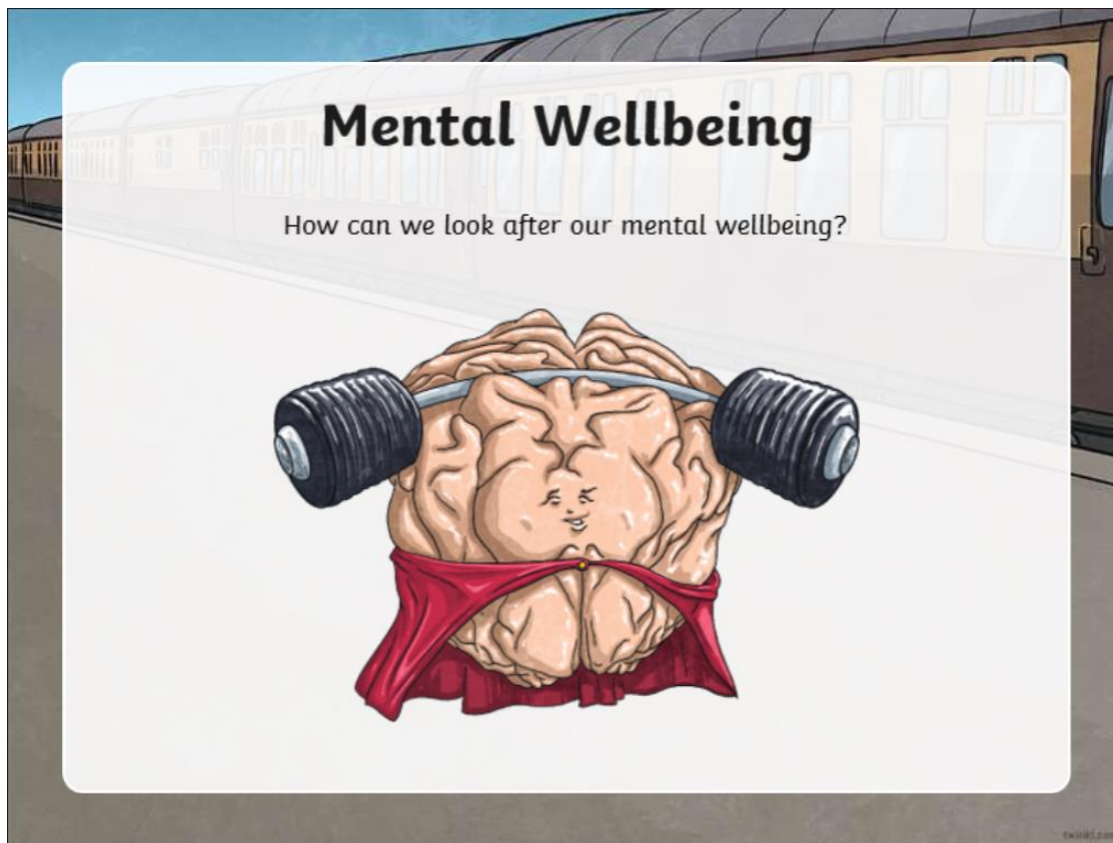
Take some time today to reflect on the work we have submitted to Jamboard over the past two lessons. Use the link here to view the Jamboard again if needed: [Class 4 collaborative learning - Google Jamboard](#)

Today, I would like you to create a poster using publisher (or on A4 paper if you do not have the software available) to tell people how to work collaboratively over Jamboard. Give them some top tips on how to use Jamboard. You could point out the different buttons that help you add text and images and describe what they allow the user to do. Get creative! Make your poster as eye-catching and informative as possible.

Children's Mental Health Week

Read through the slides and links below. Then, create an eye-catching poster on how people can look after their mental health and wellbeing and the strategies they can use to do this. Again, be creative! Make it as bright and detailed as you can.

BBC Newsround with Dr Ranj: [Children's Mental Health Week: Dr Ranj's top tips for mental health in school - CBBC Newsround](#)



Mental Wellbeing



Exercise

Mental Wellbeing



Healthy Eating

Mental Wellbeing



Relax

What to Do If You Are Worried About Someone.



Tell an Adult

Be a good friend

Listen to them