

Year 3 Home learning 10.02.2022

English

LO: Can I write a non-chronological report?

In class today, we are taking our notes and turning them into our final piece, non-chronological report. From home, you could begin to do the same. Try writing your title and the introduction paragraph (in which you use the 5w's). see the example below for help and guidance.

Boudicca: Queen of the Iceni, Heroine of Britain

*Queen Boudicca was the ruler of the Iceni tribe from 60CE after the death of her husband, Prasutagus. She is famous for having led a rebellion against Roman rule after when they tried to steal her land and beat her and her daughters for refusing Roman demands for the **territory**. 2000 years on and the people of Britain still celebrate her as a heroine and symbol of British **defiance**.*

Additional task A: Use an online dictionary to define the two highlighted words.

Additional task B: Create a rhetorical question you can open the introduction with.

Maths


LO: Do I know what is meant by the word statistics?

Fill the gaps to create a simple definition of statistics:

Statistics involves gathering d_____ and
making it v_____ so that it is easier to
u_____.


To continue our look at statistics, work your way through the following tasks.

Fluency












 Complete the tally chart for Year 2 and Year 3

Year Group	Tally	Total
Year 1		10
Year 2		19
Year 3		
Year 4		17

Problem solving

 Use the information to complete the pictogram about the number of books read in each class.

Class 1	
Class 2	
Class 3	
Class 4	
Class 5	
Class 6	

Class 1	 
Class 2	   
Class 3	 
Class 4	  
Class 5	
Class 6	

Key



= 5 books

Reasoning

Which would be more suitable to represent this information, a bar chart or a pictogram?
Explain why.

Child	Number of Skips in 30 Seconds
Teddy	12
Annie	15
Whitney	17
Ron	8

Hint: Are these numbers all factors of 5?

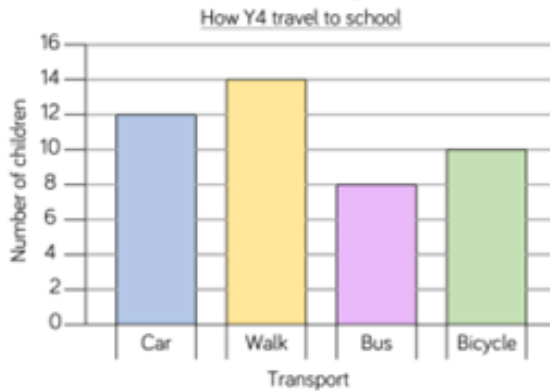
Challenge

Create a pictogram or chart to represent the different plants you can see in your garden.

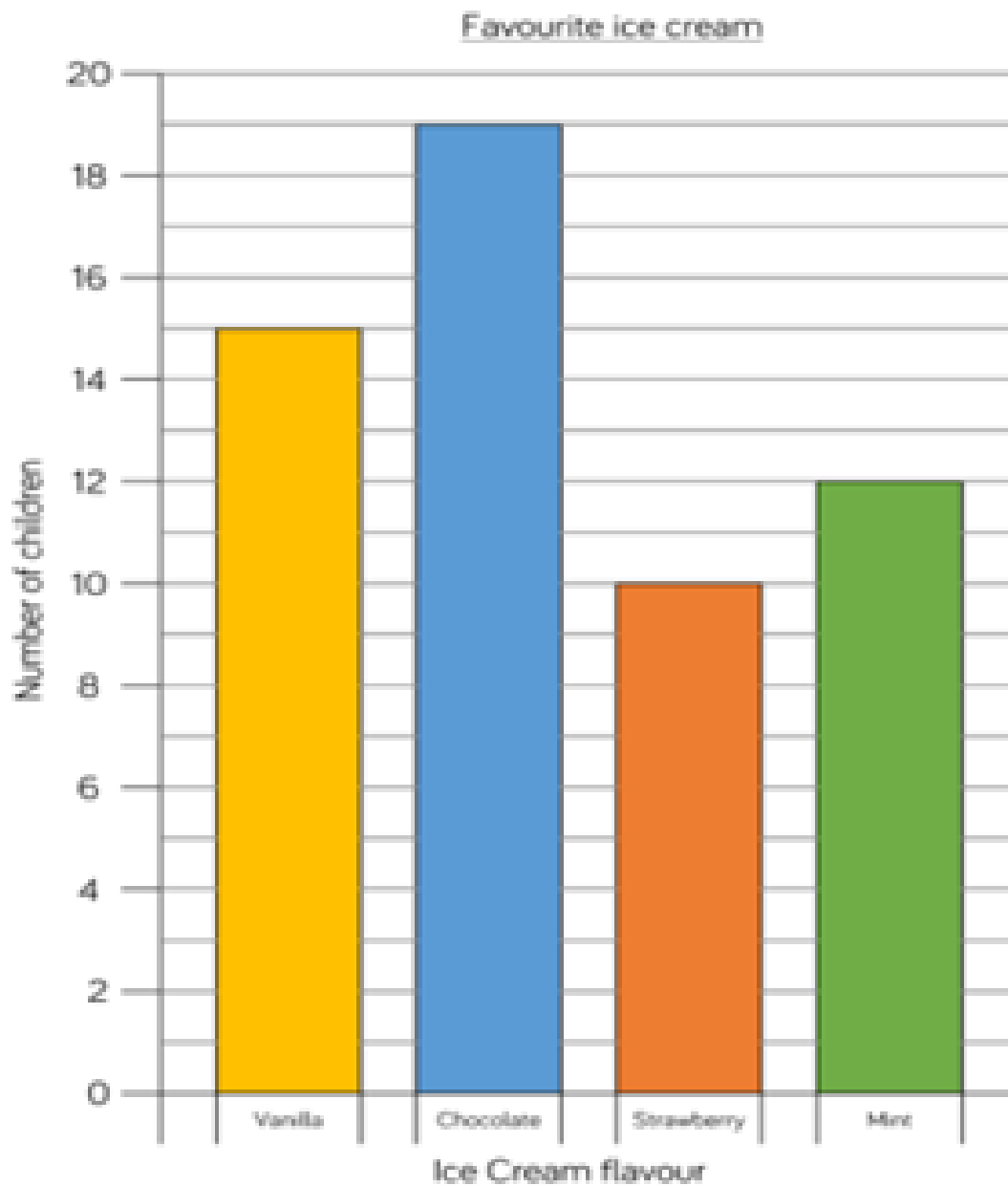
Fluency



Complete the table using the information in the bar chart.



Transport	Number of children
Car	
Walk	
Bus	
Bicycle	



Ask a question about the data. For example; True or false? Vanilla was the most popular flavour.

Reading

LO: I can infer from a text

Read the text and answer the inference question.

She darted from the small, cosy hole which had kept her and her chicks warm throughout the night. It was the sixth day and no finer day could she have hoped for. Here and there, the ground was still frosty but mostly the sun had come out in full force, letting its warming, illuminating rays spread all over the land. Clumps of bejewelled moss sparkled in the crisp, morning sun whilst pockets of shadow were chased away to hide behind towering, ancient trunks.

There was one thing on her mind: worms! And finding them in amongst all of the fallen leaves, lingering ice and other debris would make that almost impossible.

- a) What type of creature is the main character? Why do you think this?
- b) Why could she have been looking for worms so desperately?
- c) Where does she live?
- d) What time of day could this be?
- e) How is she going to find worms?